

CLEAN
READY FOR USE

new!

gen3

surgical case carts



2024
catalog



catalog download

TABLE OF CONTENTS

CARTS

| | |
|--|-------|
| • Revolution Case Carts..... | 2-3 |
| new! • GEN ³ Case Carts..... | 4-5 |
| • Surgical Case Carts..... | 6-7 |
| • Sealed Case Carts..... | 8-9 |
| • CartSTAT..... | 10 |
| • Utility Carts..... | 11 |
| • Supply Carts..... | 12 |
| • Distribution Carts..... | 13 |
| • Multi-purpose Carts..... | 14-15 |
| • Accessories..... | 16-17 |

IV STANDS

| | |
|--|-------|
| • Stainless Steel..... | 18 |
| new! • Infusion Pump Stand..... | 19-21 |
| • Accessories..... | 22-23 |
| • Element..... | 24-25 |

NURSERY

| | |
|------------------|-------|
| • Bassinets..... | 26-27 |
|------------------|-------|

STANDS / KICKBUCKETS

| | |
|----------------------------|-------|
| • Mayo Stands..... | 28-29 |
| • Basin Stands..... | 30 |
| • Kick Buckets..... | 31 |
| new! • Hampers..... | 32 |

FOOTSTOOLS

| | |
|-------------------|----|
| • Footstools..... | 33 |
|-------------------|----|

SEATING

| | |
|--------------------------|-------|
| • Stools and Chairs..... | 34-41 |
|--------------------------|-------|

TABLES

| | |
|--|-------|
| • Space Station Two Tier Back Table..... | 42-44 |
| • Instrument Assembly Station..... | 45 |
| • Instrument Tables..... | 46 |
| • Utility Tables..... | 47 |
| • Central Supply Work Tables..... | 48 |
| • Over-Operating Tables..... | 49 |

WARMING CABINETS

| | |
|--------------------------------|-------|
| • Blanket & Fluid Warmers..... | 50-55 |
|--------------------------------|-------|

MISCELLANEOUS

| | |
|---|-------|
| • Operating Room Cabinets & Wall Shelves..... | 56-59 |
| • Anesthesia and Treatment Cabinets..... | 60 |
| • Sterile Processing Equipment..... | 61 |

STRETCHERS

| | |
|--|-------|
| • 7500 Transport Stretchers..... | 62-63 |
| • 5400 Universal Stretchers..... | 64-65 |
| • 5100 General Stretchers..... | 66-67 |
| • 172 Basic Stretchers..... | 68-69 |
| • 500 Pediatric Stretcher Cribs..... | 70-71 |
| • 7500 ^{NE} Eye Stretchers..... | 72-73 |

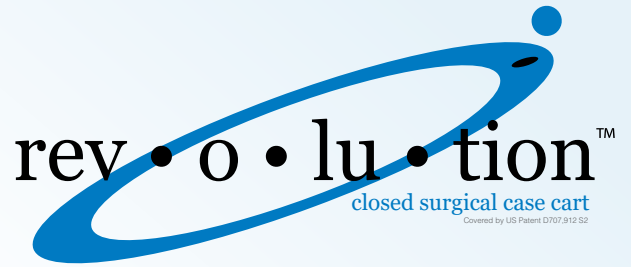


RCC-242-B

Overall outside dimensions:
46¼"W x 27½"D x 42½"H

Usable Interior Space
37¼"W x 23¾"D x 27¾"H

Double door, with scratch and impact resistant clear polycarbonate windows; glass-filled polymer push handles on each end; CartStat biohazard indicator wheel; re • volve™ 6" diameter, maintenance-free, high-temp, engineered thermoplastic casters, two direction and two total lock casters.



The **rev•o•lu•tion™** closed case cart is ergonomically designed to be lightweight and easy to handle, requiring less push/pull force than standard case carts.

Design

- Integrated body, floor and doors increases overall cart rigidity.
- Overall weight of cart reduced.
- Inside floor is sloped 1½° to the rear of cart to contain fluids.
- High temp, impact resistant bumper is mounted directly to the cart body to reduce overall footprint.
- Roll-out shelves with two position latch mechanism safely locks the shelf in or out.
- Cart is designed to quickly drain during cart washing to minimize residual water.



Biohazard Indicator Wheel
CartStat

Adjustable Door Hinge
For proper alignment.



Waterfall Wire Shelf



2 Total Lock Caster



Floor Sloped Toward Rear
1½° slope for containment of fluid.



re • volve™ caster



RCC-233-B

Overall outside dimensions:
29"W x 27½"D x 58½"H

Usable Interior Space
20"W x 23¾"D x 44¾"H

Single door, with scratch and impact resistant clear polycarbonate windows; glass-filled polymer push handles on each end; CartStat biohazard indicator wheel; re • volve™ 6" diameter, maintenance-free, high-temp, engineered thermoplastic casters, two direction and two total lock casters.



RCC-235-B

Overall outside dimensions:
36"W x 27½"D x 58½"H

Usable Interior Space
27"W x 23¾"D x 44¾"H

Double door, with scratch and impact resistant clear polycarbonate windows; glass-filled polymer push handles on each end; CartStat biohazard indicator wheel; re • volve™ 6" diameter, maintenance-free, high-temp, engineered thermoplastic casters, two direction and two total lock casters.



RCC-245-B

Overall outside dimensions:
46¼"W x 27½"D x 58½"H

Usable Interior Space
37¼"W x 23¾"D x 44¾"H

Double door, with scratch and impact resistant clear polycarbonate windows; glass-filled polymer push handles on each end; CartStat biohazard indication wheel; re • volve™ 6" diameter, maintenance-free, high-temp, engineered thermoplastic casters, two direction and two total lock casters.



RCC-256-MS-B

Overall outside dimensions:
29"W x 27½"D x 41½"H

Usable Interior Space
20"W x 23¾"D x 27¾"H

Single door, with scratch and impact resistant clear polycarbonate window; glass-filled polymer push handles on each end; CartStat biohazard indicator wheel; re • volve™ 6" diameter, maintenance-free, high-temp, engineered thermoplastic casters, two direction and two total lock casters.

Shelving Configurations

RCC-233-WS..... Wire shelf, for RCC-233-B and RCC-256-MS-B.

RCC-233-SS..... Solid shelf, for RCC-233-B and RCC-256-MS-B.

RCC-233-WSRO .. Roll-out wire shelf, with (2) position spring loaded shelf lock. Shelf locks in storage and fully extended position for RCC-233-B and RCC-256-MS-B.

RCC-233-SSRO ... Roll-out solid shelf, with (2) position spring loaded shelf lock. Shelf locks in storage and fully extended position for RCC-233-B and RCC-256-MS-B.

RCC-235-WS..... Wire shelf, for RCC-235-B.

RCC-235-SS..... Solid shelf, for RCC-235-B.

RCC-235-WSRO .. Roll-out wire shelf, with (2) position spring loaded shelf lock. Shelf locks in storage and fully extended position, for RCC-235-B.

RCC-235-SSRO ... Roll-out solid shelf, with (2) position spring loaded shelf lock. Shelf locks in storage and fully extended position, for RCC-235-B.

RCC-242-WS..... Wire shelf, for RCC-242-B and RCC-245-B.

RCC-242-SS..... Solid shelf, for RCC-242-B and RCC-245-B.

RCC-242-WSRO .. Roll-out wire shelf, with (2) position spring loaded shelf lock. Shelf locks in storage and fully extended position, for RCC-242-B and RCC-245-B.

RCC-242-SSRO ... Roll-out solid shelf, with (2) position spring loaded shelf lock. Shelf locks in storage and fully extended position, for RCC-242-B and RCC-245-B.

new!

gen3

surgical case carts



CDS-333-B

Overall outside dimensions:

29½"W x 28"D x 56"H

Usable Interior Space

20"W x 24¼"D x 44¼"H


Two shelf configuration recommended

case carts

surgical

features

- Stainless steel construction.
- Integrated body and floor increases overall cart rigidity.
- High temp, impact resistant bumper mounted directly to cart body reducing the overall footprint.
- Cool-Touch polymer handle.
- 6" diameter stainless steel casters.
- Biohazard Indicator Wheel standard.
- CDS-342 and CDS-345 feature two direction lock casters.
- Roll-out shelves with two position latch mechanism safely locks the shelf in or out.
- Cart is designed to quickly drain during cart washing to minimize residual water.



Cool-Touch Handle



Biohazard Indicator Wheel
CartStat



Modular Bumper



Waterfall Wire Shelf



re•volve™
caster upgrade



CDS-335 shown with optional shelves



CDS-356-MS shown with optional shelves

CDS-335-B

Overall outside dimensions:
35"W x 32³/₄"D x 56"H

Usable Interior Space
25¹/₂"W x 29"D x 44.1¹/₄"H

Two shelf configuration recommended

CDS-342-B

Overall outside dimensions:
46³/₄"W x 28"D x 39"H

Usable Interior Space
37¹/₂"W x 24¹/₄"D x 27"H

One shelf configuration recommended

CDS-345-B

Overall outside dimensions:
46³/₄"W x 28"D x 56"H

Usable Interior Space
37¹/₂"W x 24¹/₄"D x 44¹/₄"H

Two shelf configuration recommended

CDS-356-MS-B

Overall outside dimensions:
29¹/₂"W x 28"D x 39"H

Usable Interior Space
20"W x 24¹/₄"D x 27¹/₄"H

One shelf configuration recommended

Shelving Configurations

CDS-333-SS Stainless steel solid shelf for CDS-333, CDS-356-LD and CDS-356-MS.

CDS-333-SSRO ... Stainless steel roll-out solid shelf for CDS-333, CDS-356-LD and CDS-356-MS.

CDS-333-WS Stainless steel wire shelf for CDS-333, CDS-356-LD and CDS-356-MS.

CDS-333-WSRO .. Stainless steel roll-out wire shelf for CDS-333, CDS-356-LD and CDS-356-MS.

CDS-335-SS Stainless steel solid shelf for CDS-335.

CDS-335-SSRO ... Stainless steel roll-out solid shelf for CDS-335.

CDS-335-WS Stainless steel wire shelf for CDS-335.

CDS-335-WSRO .. Stainless steel roll-out wire shelf for CDS-335.

CDS-342-SS Stainless steel solid shelf for CDS-342 and CDS-345.

CDS-342-SSRO ... Stainless steel roll-out solid shelf for CDS-342 and CDS-345.

CDS-342-WS Stainless steel wire shelf for CDS-342 and CDS-345.

CDS-342-WSRO .. Stainless steel roll-out wire shelf for CDS-342 and CDS-345.

Custom CDS carts engineered to customer specifications available upon request.



CDS-256-LD

Overall outside dimensions:
28⁵/₈"W x 28⁵/₈"D x 29⁷/₈"H

Usable Interior Space
20¹/₄"W x 23¹/₂"D x 18¹/₂"H

One shelf configuration recommended



CDS-256-MS shown with optional drop leaf

CDS-256-MS

Overall outside dimensions:
28⁵/₈"W x 28⁵/₈"D x 39"H

Usable Interior Space
20¹/₄"W x 23¹/₂"D x 27¹/₂"H

One shelf configuration recommended

case carts

surgical

features

- Fully-welded all stainless steel construction
- Exterior push handles for better control and more interior space
- One-piece continuous wrap-around bumper, non-marring
- Sound-deadened tops and doors for quiet operation
- Positive lock door latches
- All carts can be manufactured to individual specifications



Biohazard Indicator Wheel
CartStat



Wire Shelf



6" Casters



re•volve™
caster upgrade



CDS-235 shown with optional shelves & CartStat

CDS-242 shown with optional shelves

CDS-245 shown with optional shelves

CDS-233

Overall outside dimensions:
28⁵/₈"W x 28⁵/₈"D x 56"H

Usable Interior Space
20¹/₂"W x 23¹/₂"D x 44³/₄"H

Two shelf configuration recommended

CDS-235

Overall outside dimensions:
34¹/₈"W x 32³/₈"D x 56"H

Usable Interior Space
25³/₄"W x 27³/₈" x 44³/₄"H

Two shelf configuration recommended

CDS-242

Overall outside dimensions:
45⁷/₈"W x 28⁵/₈"D x 39"H

Usable Interior Space
37¹/₂"W x 23¹/₂"D x 27³/₄"H

One shelf configuration recommended

CDS-245

Overall outside dimensions:
45⁷/₈"W x 28⁵/₈"D x 56"H

Usable Interior Space
37¹/₂"W x 23¹/₂"D x 44³/₄"H

Two shelf configuration recommended

Shelving Configurations

CDS-233-SS Stainless steel solid shelf for CDS-233, CDS-256-LD and CDS-256-MS.

CDS-233-SSRO ... Stainless steel roll-out solid shelf for CDS-233, CDS-256-LD and CDS-256-MS.

CDS-233-WS Stainless steel wire shelf for CDS-233, CDS-256-LD and CDS-256-MS.

CDS-233-WSRO .. Stainless steel roll-out wire shelf for CDS-233, CDS-256-LD and CDS-256-MS.

CDS-235-SS Stainless steel solid shelf for CDS-235.

CDS-235-SSRO ... Stainless steel roll-out solid shelf for CDS-235.

CDS-235-WS Stainless steel wire shelf for CDS-235.

CDS-235-WSRO .. Stainless steel roll-out wire shelf for CDS-235.

CDS-242-SS Stainless steel solid shelf for CDS-242 and CDS-245.

CDS-242-SSRO ... Stainless steel roll-out solid shelf for CDS-242 and CDS-245.

CDS-242-WS Stainless steel wire shelf for CDS-242 and CDS-245.

CDS-242-WSRO .. Stainless steel roll-out wire shelf for CDS-242 and CDS-245.

Custom CDS carts engineered to customer specifications available upon request.



SCC-256-MS shown with optional drop leaf

SCC-256-MS

Overall outside dimensions:

28⁵/₈"W x 28⁵/₈"D x 39⁷/₈"H

Usable Interior Space

20¹/₄"W x 24"D x 26¹/₄"H

One shelf configuration recommended

sealed carts

surgical

features

Sealed Case Carts features a full seal around the door perimeter and center stop providing an added level of protection against dust and debris.

- Fully-welded all stainless steel construction
- Exterior push handles for better control and more interior space
- One-piece continuous wrap-around bumper, non-marring
- Sound-deadened tops and doors for quiet operation
- Positive lock door latches
- All carts can be manufactured to individual specifications



Biohazard Indicator Wheel
CartStat



Sealed Case Cart Option



Heavy Duty Casters
Option



Floor Sloped Toward Rear
2° slope for containment of fluid.



Total Lock Brake
Option



SCC-235 shown with optional shelves & CartStat



SCC-242 shown with optional shelves



SCC-245 shown with optional shelves

SCC-233

Overall outside dimensions:
28⁵/₈"W x 28⁵/₈"D x 56⁷/₈"H

Usable Interior Space
20¹/₄"W x 24"D x 43¹/₄"H

Two shelf configuration recommended

SCC-235

Overall outside dimensions:
34¹/₈"W x 32³/₈"D x 56⁷/₈"H

Usable Interior Space
25³/₄"W x 27³/₄" x 43¹/₄"H

Two shelf configuration recommended

SCC-242

Overall outside dimensions:
45⁷/₈"W x 28⁵/₈"D x 39⁷/₈"H

Usable Interior Space
37¹/₂"W x 24"D x 26¹/₄"H

One shelf configuration recommended

SCC-245

Overall outside dimensions:
45⁷/₈"W x 28⁵/₈"D x 56⁷/₈"H

Usable Interior Space
37¹/₂"W x 24"D x 43¹/₄"H

Two shelf configuration recommended

OPTIONAL FEATURES

- Security Latch
- Barcode Plate Holder
- Heavy Duty 6" x 2" Casters
- 8¹/₂" x 11" Card Holder
- Color Identification Wheel

Shelving Configurations

CDS-233-SS Stainless steel solid shelf for CDS-233, CDS-256-LD and CDS-256-MS.

CDS-233-SSRO ... Stainless steel roll-out solid shelf for CDS-233, CDS-256-LD and CDS-256-MS.

CDS-233-WS Stainless steel wire shelf for CDS-233, CDS-256-LD and CDS-256-MS.

CDS-233-WSRO .. Stainless steel roll-out wire shelf for CDS-233, CDS-256-LD and CDS-256-MS.

CDS-235-SS Stainless steel solid shelf for CDS-235.

CDS-235-SSRO ... Stainless steel roll-out solid shelf for CDS-235.

CDS-235-WS Stainless steel wire shelf for CDS-235.

CDS-235-WSRO .. Stainless steel roll-out wire shelf for CDS-235.

CDS-242-SS Stainless steel solid shelf for CDS-242 and CDS-245.

CDS-242-SSRO ... Stainless steel roll-out solid shelf for CDS-242 and CDS-245.

CDS-242-WS Stainless steel wire shelf for CDS-242 and CDS-245.

CDS-242-WSRO .. Stainless steel roll-out wire shelf for CDS-242 and CDS-245.

Custom SCC carts engineered to customer specifications available upon request.



CartStat

Ensure safe transport and compliance

- Designed for compliance with OSHA standard CFR 1910.1030, ANSI/AAMI ST 79.
- Clearly communicate the contents and destination of the cart - supports staff safety and sterility.
- **CartStat** wheel mounts directly on the cart so you always provide safe transportation of instruments.

Options:

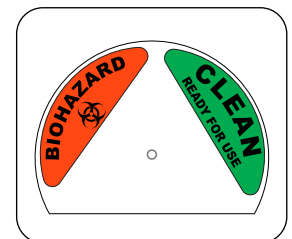
Biohazard Indicators

- RCC-BH
- CDS-BH



CartStat

Clearly communicate the contents and destination of the cart - supports staff safety and sterility. Designed for compliance with OSHA standard CFR 1910.1030, ANSI/AAMI ST 79.



Biohazard Indicator Wheel

CartStat may be factory or field mounted.



utility carts

features

- Stainless steel, Steril-Gard construction
- Easy to clean
- Strong, fully welded construction



CDS-145 Utility Cart

OVERALL SIZE

41½"W x 23¾"D x 38¼"H

SHELF WEIGHT CAPACITY

Top 50 lbs.
Middle 50 lbs.
Bottom 100 lbs.

Maximum Load 200 lbs.

5" chrome plated casters



CDS-140 Light Weight Utility Cart

OVERALL SIZE

27½"W x 18½"D x 40"H

SHELF WEIGHT CAPACITY

Top 25 lbs.
Middle 25 lbs.
Bottom 50 lbs.

Maximum Load 100 lbs.

4" chrome plated casters



CDS-140-B Light Weight Utility Cart

OVERALL SIZE

32"W x 21¼"D x 40"H

SHELF WEIGHT CAPACITY

Top 25 lbs.
Middle 25 lbs.
Bottom 50 lbs.

Maximum Load 100 lbs.

4" chrome plated casters

5" rolling bumpers



shown with optional liner rings

CDS-153-HD Heavy-Duty Utility Cart

OVERALL SIZE

39¾"W x 27¾"D x 44¾"H

SHELF WEIGHT CAPACITY

Top 250 lbs.
Middle 250 lbs.
Bottom 400 lbs.

Maximum Load 900 lbs.

6" chrome plated casters

optional brake casters available



Cart shown with optional accessories

CDS-177 Central Supply Cart

Overall Size

55³/₈"W x 26¹/₈"D x 58"H

Includes seven standard 5" deep tote boxes or up to three large 10" deep tote boxes



Cart shown with optional accessories

CDS-178 Central Supply Cart

Overall Size

66⁵/₈"W x 26¹/₈"D x 69"H

Includes nine standard 5" deep tote boxes or up to four large 10" deep tote boxes

supply carts

features

- All welded stainless steel construction for one single piece frame
- Outboard plate-mounted 8" chrome plated casters with diagonally mounted swivel locks provide stability
- Wrap around bumper mounted away from frame for easy cleaning
- Optional shelves and accessories available to configure the cart to suit individual needs



Cart shown with optional accessories

CDS-147 distribution Cart

OVERALL SIZE

39³/₈"W x 26¹/₈"D x 42¹/₈"H

- Ideal for case cart systems or general floor use
- Shelf size 35¹/₄"W x 20³/₈"D
- 5" chrome plated swivel casters



CDS-147-A
Swivel Caster

distribution carts

features

- All welded stainless steel construction
- All seams fully welded
- Frame tubing is 1¹/₄" - 18 gauge stainless steel
- Wrap around bumper mounted away from the frame for easy cleaning
- Shelves adjust every four inches
- Low maintenance
- Solid stainless steel pan bottom with reinforcing channel and sound control strip for added strength and quiet operation



Cart shown with optional accessories

CDS-148 distribution Cart

OVERALL SIZE

50⁵/₈"W x 26¹/₈"D x 58"H

- Suitable for general floor service, pharmacy or linen
- Shelf size 46³/₈"W x 20³/₈"D
- 8" chrome plated casters with two diagonally mounted swivel locks



Cart shown with optional accessories

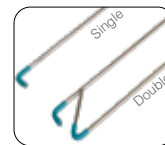
CDS-149 distribution Cart

OVERALL SIZE

60³/₈"W x 26¹/₈"D x 67"H

- Ideal cart for linen distribution, storage and floor nursing stations
- Shelf size 55³/₄"W x 20³/₈"D
- 8" chrome plated casters with two diagonally mounted swivel locks

Accessories



Retaining Rods (adjustable)

- Single style
- Double style



Tote Boxes (two way)

- 5" deep
- 10" deep




Shelf Dividers (adjustable)

- 6" tall
- 10" tall



Wire Backs

- 2" x 3" openings
- 4" x 6" openings



Stainless Steel Shelves

- Wire shelf
- Solid shelf



CDS-153 Cart

Overall Size

36½"W x 26¾"D x 35½"H

- Optional linen rings to hold hamper or trash bags
- Linen ring locks in up position and swings down when not in use
- Equipped with rails on the all three surfaces
- Adjustable stainless steel center shelf
- 5"- diameter chrome plated swivel casters

multi-purpose carts

features

- All welded stainless steel construction for one single piece frame
- 5" chrome plated casters with diagonally mounted swivel locks provide stability
- Wrap around bumper mounted away from frame for easy cleaning
- Optional shelves and accessories available to configure the cart to suit individual needs



Swivel Plate Caster



Cart shown with optional ring



shown with optional accessories

CDS-270 Cart

Overall Size

50⁵/₈"W x 26¹/₈"D x 65"H

- Designed to be used as a clean/dirty linen cart or as a large utility cart
- May be ordered with optional shelves, wire backs, and other accessories

multi-purpose carts

features

- All welded stainless steel construction for one single piece frame
- 6" chrome plated casters with diagonally mounted swivel locks provide stability
- Wrap around bumper mounted away from frame for easy cleaning
- Optional shelves and accessories available to configure the cart to suit individual needs



Swivel Plate Caster



Cart shown with optional accessories

CDS-262 Multi Use Procedure Cart

Overall Size

29⁵/₈"W x 29⁵/₈"D x 62³/₈"H


- Designed to be used as a surgical or obstetrical case cart
- Multi-purpose cart can also be used as a linen cart or as a clean/dirty utility cart
- May be ordered with optional shelves, wire backs, and other accessories

open cart accessories



Shelf Dividers

- Adjustable
- Stainless steel construction for durability and ease of maintenance
- Available for solid or wire shelves in 6" or 10" height



Retaining Rails

- Retaining rails to prevent accidental loss of materials
- Easily attached or removed
- Sound deadening rubber sleeve
- Polished stainless steel ($\frac{5}{16}$ " diameter)




Wire Shelves

- Electro-polished stainless steel
- Easy to adjust or remove
- $\frac{3}{16}$ " diameter wire welded to $\frac{1}{4}$ " diameter wire support rods
- Maximum opening between rods: 1" x $8\frac{3}{4}$ "



Solid Shelves

- Steril-Gard construction
- Easy to adjust or remove
- 18-gauge stainless steel



5" Tote Box Drawers

- Constructed of impact-resistant, high-density polyethylene for durability
- Optional short or long tote box dividers available

DIMENSIONS:

17 $\frac{3}{4}$ "L x 14 $\frac{1}{2}$ "W x 5 $\frac{1}{8}$ "D



Tote mounted with hanger

10" Tote Box Drawers

- Constructed of impact-resistant, high-density polyethylene for durability
- Optional short or long tote box dividers available

DIMENSIONS:

17 $\frac{3}{4}$ "L x 14 $\frac{1}{2}$ "W x 10"D

Tote Box Hangers

- Hangs below both wire or solid shelving



Stainless Steel Caster

Stainless Steel Casters

- Recommended for carts that are cart washed
- All stainless steel material and bearings for a rust-free caster
- Two lubrication points for ease of maintenance



Swivel Lock

Swivel Lock

- Used for improved steering
- Recommended for long carts to assist in navigating long corridors
- Disengage swivel lock for maneuverability in tight spaces
- Easy foot operation



Automatic Couplers

- Cart couplers are available for installation on all open carts
- Compatible with any major elevator or cart washer with automatic cart pickup system



Disposable Cart Covers

- Heavy, clear plastic material
- Can serve as a trash bag after completion of the procedure
- Packed on convenient rolls
- Economical, single-use alternative to washable covers



Heavy-Duty Covers

- Heavy duty, anti-bacterial STAPH-CHEK™ covers protect cart and its cargo
- Flame-resistant
- Clear vinyl front with heavy-duty nylon zippers or Velcro closures
- Hand clean with soap and warm water ONLY. Do not launder.




Wire Backs

- Electro-polished stainless steel
- $\frac{3}{16}$ " diameter vertical wires, welded to $\frac{1}{4}$ " diameter horizontal rods
- Choice of 2" x 3" or 4" x 6" openings

closed cart accessories



Safety Release Leaf Lock Button



Total Lock



Swivel Lock



Stainless Steel Caster

Drop Leaf Shelves

- Extends top of cart to increase work surface area
- Drain holes at end of leaf
- Features Safety Release Leaf Lock Button

High Temp Caster


- Maintenance-free caster
- Recommended for high temp cart wash environments
- Precision sealed stainless steel swivel & wheel bearings
- High-temp rubber tread donut shaped wheel

Swivel Lock

- Used for improved steering
- Recommended for long carts to assist in navigating long corridors
- Disengage swivel lock for maneuverability in tight spaces
- Easy foot operation

Stainless Steel Casters

- Recommended for high temp cart wash environments
- All stainless steel material and bearings for a rust-free caster
- Two lubrication points for ease of maintenance



Automatic Couplers

- Cart couplers are available for installation on all closed carts
- Compatible with any major elevator or cart washer with automatic cart pick up system

Wire Shelves

- Electro-polished stainless steel
- Easy to adjust or remove
- 3/16" diameter wire welded to 1/4" diameter wire support rods
- Maximum opening between rods: 1" x 8 3/4"

Solid Shelves

- Steril-Gard construction
- Easy to adjust or remove
- 18-gauge stainless steel

Card Holder

- Standard card sizes include:
 - 4" x 6"
 - 5" x 7"
 - 8 1/2" x 11"
- Available in any size or orientation to suit individual needs

Cart ID Systems

- For easy cart identification
- High-visibility Lexan material
- Cart washable
- Custom labels available upon request (5/16" diameter)



* Tote boxes are not cart wash compatible.

CartStat

- **CartStat** wheel mounts directly on the cart so you always provide safe transportation of instruments.
- Designed for compliance with OSHA standard CFR 1910.1030, ANSI/AAMI ST 79.
- May be mounted in the field.

Exterior Security Latch

- Prevents unintentional opening of cart doors
- Available with hole to fit customer provided tamper proof tags



Tamper Proof Tag

Security Paddle Latch

- Easy to add in field - no drilling required
- Flush mount - does not extend beyond door face
- Integrated to paddle latch

Tote Box Drawers

- Constructed of impact-resistant high density polyethylene for durability
- Available in 5" or 10" sizes
- Optional short or long tote box dividers available to section drawer into smaller compartments

Tote Box Hangers

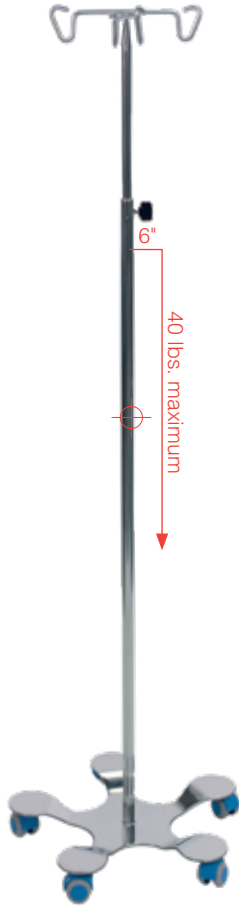
- Stainless steel hangers hold totes below top of the cart
- Attaches to either wire or solid shelving

P-1572-4 four hook

- Hand operated, friction lock height adjustment
- Height adjustable from 68½" to 117½"
- Five leg base
- 70 lbs. overall weight capacity
- 10 lbs. per hook (recommended 30 lbs. max. evenly distributed on top hooks for stability)

Safe Load Capacity

For stability, a safe load on this series I.V. pole should not exceed 40 lbs. to one side and needs to be within 6" of base tube center line.



clearview technology™

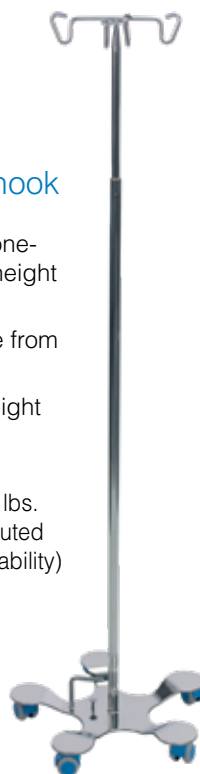


P-1572-CV six hook

- Hand operated, friction lock height adjustment
- Height adjustable from 69½" to 119"
- Five leg base
- 70 lbs. overall weight capacity
- 7 lbs. per hook (recommended 30 lbs. max. evenly distributed on top hooks for stability)


P-1576-4 four hook

- Quick and easy one-hand foot pedal height adjustment
- Height adjustable from 68½" to 117½"
- 70 lbs. overall weight capacity
- 10 lbs. per hook (recommended 30 lbs. max. evenly distributed on top hooks for stability)



P-1576-CV six hook

- Quick and easy one-hand foot pedal height adjustment
- Height adjustable from 69½" to 119"
- 70 lbs. overall weight capacity
- 7 lbs. per hook (recommended 30 lbs. max. evenly distributed on top hooks for stability)
- Accommodates up to two infusion pumps (see safe load capacity)



iv stands

features

- Stainless steel
- Heavy, tip-resistant, all welded design
- 2" swivel dual-wheel casters for easy mobility
- 21¼" diameter base on all stands
- Tube: O.D. = 1"
- Easy to clean surfaces

clearview technology™

- For the easy reading of all IV bag labels from the front of the stand.
- Hooks are ideal for IV piggybacking of primary and secondary bags.

new!

Height adjustable
from 70" to 120"



Weight Capacity
75 lbs. 6" off center

P-1095-8 eight hook

- Hand operated, friction lock height adjustment
- Height adjustable from 70" to 120"
- Five leg base
- 95 lbs. overall weight capacity
- 10 lbs. per hook (recommended 30 lbs. max. evenly distributed on top hooks for stability)

Safe Load Capacity

For stability, a safe load on this series stand should not exceed 75 lbs. within 6" off center.

- 95 lbs max total pumps and bags.

infusion pump stand

features

- Bag Drop Prevention Device allows for controlled descent of pole.
- Stainless steel IV hook assembly features eight hooks.
- Heavy duty 3" sealed casters with precision ball bearings.
- Powder-coated 30 lbs. steel base.
- Pole sleeve welded securely to the base for reinforced stability.



infusion pump stand



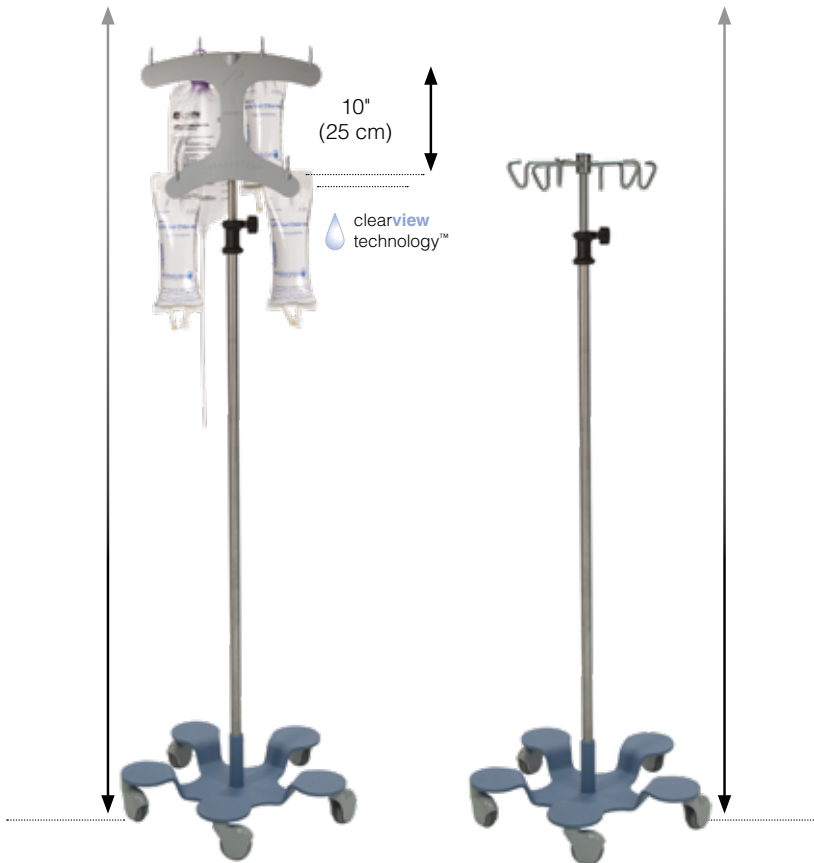
Option - Handle & Tray Insert



Heavy-Duty 30 lbs. Base
26" Diameter



Offset Post



P-1080-CV
Height adjustable
from 71" to 124"

P-1080-6
Height adjustable
from 72½" to 124"



P-1083-CV
Height adjustable
from 71" to 124"

P-1083-6
Height adjustable
from 72½" to 124"

infusion pump stand

common features

- Bag Drop Prevention Device allows for controlled descent of pole.
- Heavy duty 3" (8cm) sealed casters with precision ball bearings.
- Extremely durable powder coat finish base.
- Low center of gravity design and 27 lbs. base offers improved stability
- Pole sleeve welded securely to the base for reinforced stability.
- Small 23" (58cm) base reduces stumbles and falls while patient ambulates.
- Hand operated easygrip™ knob.

P-1080-CV

- High impact molded polymer IV hook assembly features six hooks.

P-1080-6

- Six stainless steel IV hooks

P-1083-CV

- High impact molded polymer IV hook assembly features six hooks.
- Pole made from copper nickel alloy.

P-1083-6

- Pole made from copper nickel alloy.
- Six stainless steel IV hooks



Pole

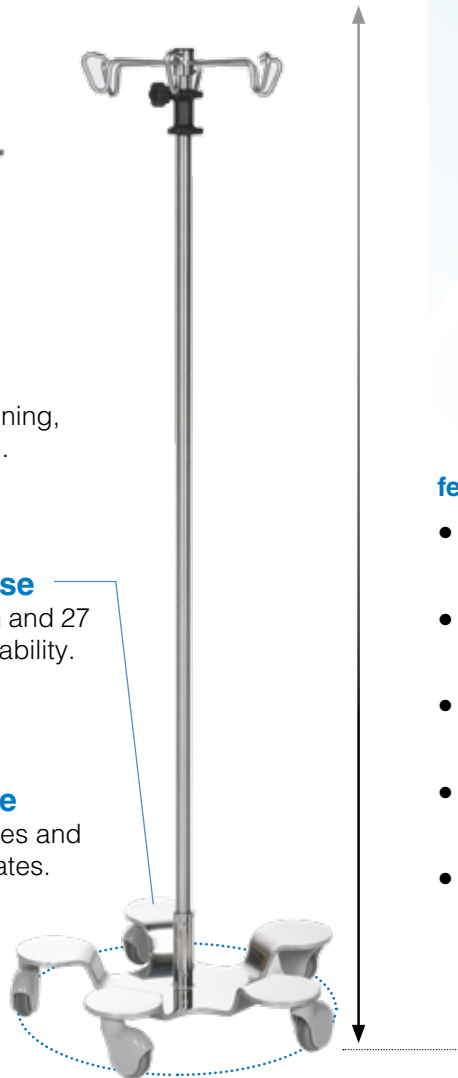
Stainless steel resists staining, corrosion and rusting.

Stainless Steel Base

Low center of gravity design and 27 lbs. base offers improved stability.

23" Diameter Base

Small base reduces stumbles and falls while patient ambulates.



Height adjustable from 70½" to 124"

P-1080-SS

infusion pump stand

features

- Bag Drop Prevention Device allows for controlled descent of pole.
- Stainless steel IV hook assembly features six hooks.
- Heavy duty 3" (8cm) sealed casters with precision ball bearings.
- Corrosion resistant all stainless steel base.
- Pole sleeve welded securely to the base for reinforced stability.



Stainless base

infusion pump accessories



PATIENT HANDLE

Adjustable handle provides easy mobility.

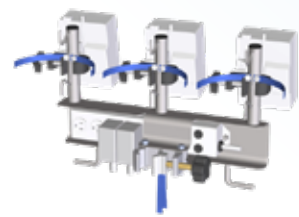
- P-3305 Stainless Steel
- P-3306 Copper nickel alloy
- P-3307 Black
- P-3305-T Tray Insert



CV HOOK

Molded polymer six hook IV assembly

- P-1090-CV-TH Assembly



INFUSION PUMP HOLDER

Holds up to 3 pumps

- P-1080-G Infusion Pump Holder



8-HOOK ASSEMBLY

Extended IV Hook Assembly

- P-1080-H Stainless Steel



IV SET ORGANIZER

Also holds secondary bags

- P-1080-B Stainless Steel



S'MORE HOOK

For mounting additional IV bags

- P-1080-J Stainless Steel

infusion pump accessories



WIRE BASKET

P-3201 Large (Stainless)
P-3202 Large (Black)
P-3211 Med (Stainless)
P-3212 Med Black



FOLEY HOOK

P-1080-D Foley 2 Hooks
P-1080-E Foley 1 Hook
(Factory installed)



O₂ HOLDER

Holds E-size oxygen tanks
P-3601 Stainless Steel



OUTLET STRIP

Hospital grade
P-3401 Six outlet strip



INFUSION PUMP HOOP

Holds up to 6 pumps
P-1080-F Stainless Steel
P-1083-F Copper nickel alloy



MULTIPLE PUMP HOLDER

Infusion pump holder
P-1080-C Stainless Steel
P-1083-C Copper nickel alloy





features

Pedigo's new IV stand features a number of unique design elements to further promote safety, organization and efficiency of IV fluid administration.



clearview technology™

High impact molded polymer IV hook assembly features six hooks for easy reading all IV bag labels from the front of the stand.

Built-in offset for IV piggybacking.

Smooth finish and easy to clean.



clearstep technology™

Created with patient and staff safety in mind, the element's clearstep base is ergonomically designed for easy ambulation.



interlockingbases™

The interlockingbases™ allow for multiple stands to be moved at one time by connecting the element™ together.

Designed for comfortable transport and storage of multiple stands.





Adjustment

Hand operated easygrip™ knob.

Pole

Stainless steel resists staining, corrosion and rusting.

Base

Five caster, 19 lbs. (9 kg) base offers improved stability.

Casters

Precision ball bearing sealed casters for ultra low rolling resistance.

Footprint - 21.25 (54 cm)

Small footprint allows unobstructed path while patient ambulates.

P-1090-CV Infusion Pump Stand

SPECIFICATIONS

element™

P-1090-CV

Weight

| | |
|----------------------------|-----------------|
| Overall Product Weight | 26 lbs. (12 kg) |
| Base Weight (with Casters) | 19 lbs. (9 kg) |

Weight Capacity (Maximum)

| | |
|---------------------------|------------------|
| Hooks (each) | 7 lbs. (3 kg) |
| Offset Load (Base Tube)† | 40 lbs. (18 kg) |
| Total Load‡ | 90 lbs. (41 kg) |
| Number of Pumps per Stand | 4 (10 lbs. each) |

Casters

| | |
|------------------|-----------|
| 5 Swivel Casters | 3" (8 cm) |
|------------------|-----------|

Height Adjustment

| | |
|------|---------------|
| Low | 74" (188 cm) |
| High | 122" (310 cm) |

| | |
|-----------------------------------|----------------|
| Base Diameter (Caster Centerline) | 21.25" (54 cm) |
|-----------------------------------|----------------|

Number of Interlocking Stands (Max.) 6

Accessories

| | | |
|----------------|-----------------------|--------|
| Patient Handle | O ₂ Holder | Basket |
| Outlet Strip | Foley bag Hook | |

† 40 lbs max applied at 6" off center, 3 ft off ground

‡ 90 lbs max applied at centerline of pole, 3 ft off ground



The clearview™ hooks are ideal for IV piggybacking of primary and secondary bags with a full 10" of height difference between bags.



With a recess on each side of the base, emulating the natural shape of the foot, clearstep™ allows for safe ambulation.



shown with optional bassinet and pad

P-1110-B-SS
bassinet stand with drawer

new!
**co-re
caster™**

bassinet

P-1110-B-SS features

- Side mounted drawer measures: 16½"W x 21¼"L x 3⅛"H
- Design allows close approach from both sides
- Basket can be raised at either end
- 3" double ball bearing swivel casters

frame size

18¼"W x 31"L x 37¾"H
(Height with bassinet basket: 41"H)



shown with optional bassinet and pad

P-1110-SS
bassinet stand

features

- Design allows close approach from both sides
- Basket can be raised at either end
- 3" double ball bearing swivel casters

frame size

- 18¼"W x 31"L x 37¾"H
- Height with bassinet basket: 41"H



shown with optional bassinet and pad

P-1110-A-SS
bassinet stand with drawer

features

- End mounted drawer measures: 16½"W x 13¼"L x 7⅜"H
- Design allows close approach from both sides
- Basket can be raised at either end
- 3" double ball bearing swivel casters

frame size

- 18¼"W x 31"L x 37¾"H
- Height with bassinet basket: 41"H



shown with optional bassinet and pad

P-1115-A-SS

bassinet cabinet

features

- Bassinet carriage slides back to allow working area
- Friction lock secures the bassinet in both open and closed positions
- Removable internal shelf, positioned in middle left compartment
- 4" double ball bearing swivel casters

dimensions

19³/₄"W x 30⁷/₈"L x 37¹/₄"H

- Height with bassinet 44¹/₈"

cabinet dimensions

- 17"W x 29¹/₂"L x 24⁷/₈"H

drawer frame with removable pan

- 11¹/₄"W x 16¹/₂"L x 4"H



shown with optional bassinet and pad

P-1115-SS

bassinet cabinet

features

- Bassinet carriage slides back to allow working area
- Friction lock secures the bassinet in both open and closed positions
- Removable internal shelf, positioned in middle left compartment
- 4" double ball bearing swivel casters

dimensions

19³/₄"W x 30⁷/₈"L x 37¹/₄"H

- Height with bassinet 44¹/₈"

cabinet dimensions

- 17"W x 29¹/₂"L x 24⁷/₈"H

drawer frame with removable pan

- 11¹/₄"W x 16¹/₂"L x 4"H



ST-1833-SS

pediatric scale table

features

- Designed for use with common electronic scales
- Oversize 4" casters for easy movement
- One brake caster for stability

dimensions

33"W x 18"D x 35¹/₂"H

OPTIONS



Part No. 53
Bassinet Basket

basket measures

16"W x 30¹/₄"L x 9⁵/₈"H



Part No. 54
Bassinet Pad - Grey

pad measures

12¹/₂"W x 26¹/₂"L x 1" Thick



mayo stands

foot-pedal operated

- Base designed to move under low clearance equipment with maximum stability
- Convenient foot-pedal operated lock adjusts height from 36" to 62"
- **co•re casters™** corrosion-resistant, maintenance-free
- All welded stainless steel construction



P-1065-SS

- Removable extra large 20" x 25" stainless steel tray for easy cleaning
- Two 2" corrosion-resistant Gemini **co•re casters™**
- 50 lbs. weight capacity evenly distributed



P-1066-SS

- Removable 16¼" x 21¼" stainless steel tray for easy cleaning
- Two 2" corrosion-resistant Gemini **co•re casters™**
- 50 lbs. weight capacity evenly distributed



P-1068-SS

- Removable 12⁵/₈" x 19¹/₈" stainless steel tray for easy cleaning
- Two 2" corrosion-resistant Gemini **co•re casters™**
- 50 lbs. weight capacity evenly distributed



P-1069-SS

- Removable large 16¼" x 21¼" stainless steel tray for easy cleaning
- Four 2" corrosion-resistant Gemini **co•re casters™**
- 50 lbs. weight capacity evenly distributed



mayo stands



P-1066-A-SS

- Removable 16 1/4" x 21 1/4" stainless steel tray for easy cleaning
- Adjust height 36" to 60" - friction lock
- Two 2" corrosion-resistant Gemini **co•re casters**™
- 50 lbs. weight capacity evenly distributed



P-1068-A-SS

- Removable 12 5/8" x 19 1/8" stainless steel tray for easy cleaning
- Adjust height 36" to 60" - friction lock
- Two 2" corrosion-resistant Gemini **co•re casters**™
- 50 lbs. weight capacity evenly distributed

hand operated

- Base designed to move under low clearance equipment with maximum stability
- **co•re casters**™ corrosion-resistant, maintenance-free
- All welded stainless steel construction



P-1069-A-SS

- Removable large 16 1/4" x 21 1/4" stainless steel tray for easy cleaning
- Adjust height 36" to 60" - friction lock
- Four 2" corrosion-resistant Gemini **co•re casters**™
- 50 lbs. weight capacity evenly distributed



P-66

- Removable 19 1/8" L x 12 5/8" W stainless steel tray on powder-coated frame
- Adjust height from 32" to 53" - friction lock
- Two 3" corrosion-resistant **co•re casters**™
- 20 lbs. weight capacity evenly distributed



P-65 Medical Tray Unit

- Removable 19 1/8" L x 12 5/8" W stainless steel tray on chrome plated base
- Swivel height adjust from 30" to 40"
- Four 3" corrosion-resistant **co•re casters**™
- 40 lbs. weight capacity evenly distributed



new!
**co•re
caster™**

basin stands

features

- Open frame design allows access from all sides
- **co•re casters™** corrosion-resistant, maintenance-free
- Elevated ring basin bracket
- Mobile and easy to clean



P-78

- Single basin stand
- Near chrome powder coat finish
- 13¾"D x 14"W x 33¾"H
- One removable 13½" diameter, 7 quart stainless steel basin
- Steel construction

P-1078-SS

- Single basin stand
- Stainless steel
- 13¾"D x 14"W x 33¾"H



P-1078-W/S-SS

- Single basin stand with shelf
- Stainless steel
- 13¾"D x 14"W x 33¾"H
- One removable 13½" diameter, 7 quart stainless steel basin
- Stainless steel construction

P-1079-W/S-SS

- Double basin stand with shelf
- Stainless steel
- 14"D x 28"W x 33¾"H



P-79

- Double basin stand
- Near chrome powder coat finish
- 13¾"D x 28"W x 33¾"H
- Two removable 13½" diameter, 7 quart stainless steel basins
- Steel construction

P-1079-SS

- Double basin stand
- Stainless steel
- 14"D x 28"W x 33¾"H



P-1020-SS

kick bucket

- Stainless steel

Overall size

13³/₄" diameter x 13¹/₄"H

- Removable 12 quart, stainless steel bucket

kick buckets

features

- Balanced, tip-resistant
- Perimeter bumper to protect walls
- Electro-polished, stainless steel frame
- 2" diameter double ball bearing swivel casters for easy mobility



P-1025-SS

sponge receptacle

- Stainless steel

Overall size

16¹/₂" diameter x 7¹/₂"H

- Removable 8¹/₂ quart, stainless steel basin

new!

P-1130-L-SS

Dimensions

17¾"D x 18"W x 31"H

- Stainless Steel
- Quiet-Close™ lid dampener
- 3" **co•re casters**™
- Foot operated
- Accommodates 18" bags



P-1130-SS

Dimensions

14"D x 16"W x 30¾"H

- Stainless Steel
- No lid
- 3" **co•re casters**™
- Accommodates 18" bags

new!
**co•re
caster™**

hampers

Pedigo's newly designed lidded hampers feature the **Quiet-Close™** lid dampener for improved safety and added control of airborne bacteria and odors.

Linen hampers are constructed of heavy gauge steel and feature double ball bearing, 3" corrosion-resistant **co•re casters™** for easy mobility.



Quiet-Close™ lid dampener



P-120-L and P-121-L



P-1120-L-SS and P-1121-L-SS



P-120 and P-121



P-1120-SS and P-1121-SS

P-120-L

Dimensions

32"H with a 59½" perimeter

- Powder coated steel
- Foot operated
- Accommodates 18" bags

P-1120-L-SS

Dimensions

32"H with a 59½" perimeter

- Stainless steel
- Foot operated
- Includes rolling bumpers
- Accommodates 18" bags

P-120

Dimensions

32"H with a 59½" perimeter

- Powder coated steel
- Accommodates 18" bags

P-1120-SS

Dimensions

32"H with a 59½" perimeter

- Stainless steel
- Includes rolling bumpers
- Accommodates 18" bags

P-121-L

Dimensions

35"H with a 80⅞" perimeter

- Powder coated steel
- Foot operated
- Accommodates 25" bags

P-1121-L-SS

Dimensions

35"H with a 80⅞" perimeter

- Stainless steel
- Foot operated
- Includes rolling bumpers
- Accommodates 25" bags

P-121

Dimensions

35"H with a 80⅞" perimeter

- Powder coated steel
- Accommodates 25" bags

P-1121-SS

Dimensions

35"H with a 80⅞" perimeter

- Stainless steel
- Accommodates 25" bags

P-1015-TC

Dimensions

28"D x 14¾"W x 40¼"H

- Stainless Steel
- Holds up to six P-1015
- 3" Genesis diameter swivel casters
- Genesis casters are maintenance-free (#62-B)



P-1015

footstools

features

- Strong, all welded steel
- Legs and handrail constructed of 1" O.D. 16-gauge tubular steel
- Corrugated, black rubber top surface
- Rubber floor tips



P-10

Powder Coat

12"D x 16"W x 8"H

300 lbs. weight capacity



P-10-A

Powder Coat

12"D x 16"W x 8"H

300 lbs. weight capacity

- 39"H with handrail



P-1010-A-SS

Stainless Steel

12"D x 16"W x 8"H

300 lbs. weight capacity

- 39"H with handrail



P-1010-SS

Stainless Steel

12"D x 16"W x 8"H

300 lbs. weight capacity



P-18

Powder Coat

12"D x 16"W x 16¼"H

300 lbs. weight capacity

- First step 9"H
- Second step 16¼"H



P-18-A

Powder Coat

12"D x 16"W x 16¼"H

300 lbs. weight capacity

- First step 9"H
- Second step 16¼"H
- 47"H with handrail



P-11

Powder Coat

12"D x 30"W x 8"H

300 lbs. weight capacity



P-1011-SS

Stainless Steel

12"D x 30"W x 5"H

300 lbs. weight capacity



P-1012-SS

Stainless Steel

12"D x 30"W x 8"H

300 lbs. weight capacity



P-1015

Stainless Steel

14"D x 19"W x 6¼"H

- 650 lbs. weight capacity
- Interlock footstools to create larger platforms
- Heavy gauge legs and handles

Safely stack for increased height



P-1037-SS

- 14" round stainless steel contoured seat
- Rubber floor tips
- Height adjustment (screw shaft) of 20¹/₈" to 32³/₈"

P-1037-W/C-SS

- 3" **co-re casters**[™]
- Height adjustment (screw shaft) of 22¹/₂" to 34⁵/₈"

seating

stainless steel series

features

- weight capacity rating of 300 lbs.
- Available in Classic

upholstery

- classic ●
- royal ●

dual wheel locking casters option

- 66 Locking Casters (activated upon standing)
- 01-B Adaptor (required for 66)



● P-1038-SS ● T-1038-SS

- 14" round cushioned seat
- Rubber floor tips
- Height adjustment (screw shaft) of 22" to 34¹/₂"

● P-1038-W/C ● T-1038-W/C

- 3" **co-re casters**[™]
- Height adjustment (screw shaft) of 24¹/₄" to 36³/₄"



● P-1039-SS ● T-1039-SS

- 14" round cushioned seat
- Upholstered spring back
- Rubber floor tips
- Height adjustment (screw shaft) of 22³/₄" to 34¹/₂"

● P-1039-W/C ● T-1039-W/C

- 3" **co-re casters**[™]
- Height adjustment (screw shaft) of 25" to 36³/₄"



new!
**co-re
caster**[™]

● P-1040-SS ● T-1040-SS

- 14" x 15" cushioned square seat
- Upholstered spring back
- 3" **co-re casters**[™]
- Height adjustment (screw shaft) of 26" to 37¹/₂"



- **P-36** ● **T-36**
- 14" round cushioned seat
- 3" **co•re casters™**
- Height adjustment (screw shaft) of 17⁷/₈" to 26¹/₄"



- **P-38** ● **T-38**
- 14" round cushioned seat
- Rubber floor tips
- Height adjustment (screw shaft) of 22" to 34¹/₂"

- **P-38-W/C** ● **T-38-W/C**
- 3" **co•re casters™**
- Height adjustment (screw shaft) of 24¹/₄" to 36³/₄"



- **P-39** ● **T-39**
- 14" round cushioned seat
- Rubber floor tips
- Upholstered spring back
- Height adjustment (screw shaft) of 22³/₄" to 34¹/₂"

- **P-39-W/C** ● **T-39-W/C**
- 3" **co•re casters™**
- Height adjustment (screw shaft) of 24¹/₄" to 36³/₄"



new!
**co•re
caster™**

- **P-51** ● **T-51**
- 14" x 15" square cushioned seat
- Upholstered spring back
- 3" **co•re casters™**
- Height adjustment (screw shaft) of 18⁵/₈" to 26¹/₄"



new!
**co•re
caster™**

- **P-51-R** ● **T-51-R**
- 14" round cushioned seat
- Upholstered spring back
- 3" **co•re casters™**
- Height adjustment (screw shaft) of 18⁵/₈" to 26¹/₄"



- **P-55** ● **T-55**
- Lab stool
- 14" x 15" square cushioned seat
- Upholstered spring back
- Plastic floor glide
- Height adjustment (screw shaft) of 21⁵/₈" to 33⁵/₈"

seating

powder-coat series

features

- weight capacity rating of 300 lbs.

upholstery

- classic ●
- royal ●

dual wheel locking casters option

- 66 Locking Casters (activated upon standing)
- 01-B Adaptor (required for 66)



• **P-527-GS** • **T-527-GS**

- 14½" round fully padded seat
- 23½" diameter aluminum base
- 2" dual wheel casters
- Adjustable backrest
- Height adjustment of 19¼" to 24½" (pneumatic)



• **P-528-GS** • **T-528-GS**

- 14½" round fully padded seat
- 23½" diameter aluminum base
- 2" dual wheel casters
- Height adjustment of 19¼" to 24½" (pneumatic)

seating

foot-operated

features

- weight capacity rating of 300 lbs.

upholstery

- classic ●
- royal ●

locking casters option

- 66 Locking Casters (activated upon standing)
- 66-A Locking Casters (activated upon sitting)

seating

five series



• **P-521-GS**
• **T-521-GS**

- 14½" round fully padded seat with back
- 23½" diameter aluminum base
- 2" dual wheel casters
- Height adjustment (pneumatic) of 19¼" to 23¾"
- Adjustable backrest



• **P-526-GS**
• **T-526-GS**

- 14½" round fully padded seat
- 23½" diameter aluminum base
- 2" dual wheel casters
- Height adjustment (pneumatic) of 19¼" to 23¾"



• **P-536**
• **T-536**

- 14" round cushioned seat
- 21½" diameter chrome base
- 3" **co-re casters™**
- Height adjustment (screw shaft) of 17¾" to 26⅛"

* locking casters option not available

features

- weight capacity rating of 300 lbs.

upholstery

- classic ●
- royal ●

dual wheel locking casters option

- 66 Locking Casters (activated upon standing)
- 66-A Locking Casters (activated upon sitting)



• **P-536-GS** • **T-536-GS**

- 14" cushioned seat
- 21½" diameter chrome base
- 3" **co-re casters™**
- Height adjustment (pneumatic) of 18¾" to 23½"



• **P-551** • **T-551**

- 16" x 17" cushioned seat
- 21½" diameter chrome base
- Adjustable back support
- 3" **co-re casters™**
- Height adjustment (screw shaft) 20⅝" to 29"
- Adjustable backrest

* locking casters option not available



• **P-551-GS** • **T-551-GS**

- 16" x 17" cushioned seat
- 21½" diameter chrome base
- Adjustable back support
- 3" **co-re casters™**
- Height adjustment (pneumatic) of 19¼" to 24" height
- Adjustable backrest

* locking casters option not available



• **P-555-GS** • **T-555-GS**

- 16" x 17" cushioned seat
- 21½" diameter chrome base
- Adjustable back support
- 3" **co-re casters™**
- Height adjustment (pneumatic) of 25⅝" to 33"
- Adjustable backrest

* locking casters option not available



● **T-580**

- 18" x 19" contoured cushioned seat
- Height adjustment (pneumatic) of 17½" to 23¼"
- Easy rolling 2" dual wheel casters
- 25" diameter footprint
- Adjustable backrest
- Adjustable arm rests



● **T-581**

- 18" x 19" contoured cushioned seat
- Height adjustment (pneumatic) of 17½" to 23¼"
- Easy rolling 2" dual wheel casters
- 25" diameter footprint
- Adjustable backrest



● **T-582**

- 18" x 19" contoured cushioned seat
- Height adjustment (pneumatic) of 17½" to 23¼"
- Easy rolling 2" dual wheel casters
- 23" diameter footprint (small)
- Adjustable backrest

seating

ergo task chair

features

Pedigo's ergonomically designed task chairs feature pneumatic height adjustment, dual wheel casters, 5-star base, integrated lumbar support, and independent backrest/seat pan height and tilt controls. PVC and latex free.

- weight capacity rating of 300 lbs.

upholstery

- only available in royal ●

locking casters option

- 81 Locking Casters (activated upon standing)

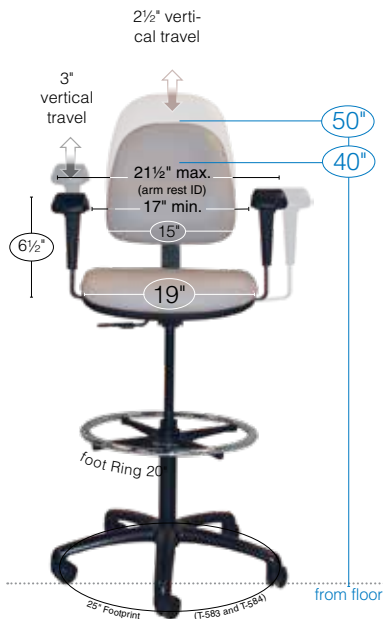


● **T-583**

- 18" x 19" contoured cushioned seat
- Height adjustment (pneumatic) of 24¼" to 34¼"
- Easy rolling 2" dual wheel casters
- 25" diameter footprint
- Adjustable backrest
- Adjustable arm rests

● **T-584**

- 18" x 19" contoured cushioned seat
- Height adjustment (pneumatic) of 23½" to 33½"
- Easy rolling 2" dual wheel casters
- 25" diameter footprint
- Adjustable backrest



specs



seating

ergo task anesthesia chair

features

Ergonomically designed anesthesia chair, Pedigo's T-583 features pneumatic height adjustment, dual wheel casters, 5-star base, integrated lumbar support and independent backrest/seat pan height tilt controls. PVC and latex free.

- weight capacity rating of 300 lbs.

upholstery

- only available in royal ●

locking casters option

- 81 Locking Casters (activated upon standing)



Locking Casters

● **P-7000**

- Specially contoured seat for added comfort
- Sensafoam body contouring seat and back
- Seat features backrest
- Height adjustable and articulating arm/wrist rests
- 21" diameter base with high grade 3" casters
- 5-caster base
- Three locking casters
- Adjustable backrest
- Height adjustment (hydraulic) of 20³/₄" to 28¹/₄" - single pedal, foot-operated

seating

hydraulic surgeon chair

features

Hydraulic Surgeon Chairs are ideal for surgery, anesthesiology, ENT and reconstructive procedures.

- weight capacity rating of 300 lbs.

upholstery

- only available in classic ●

option (P-6000)

- articulating arm rests #P-6000-D



● ● **P-6000** with Backrest

- 16" round fully padded
- Seat features backrest
- 21" diameter base
- Powder-coated 5-caster base
- High grade 3" casters
- Three locking casters
- Height adjustment (hydraulic) of 22³/₄" to 30¹/₄" - single pedal, foot-operated



● ● **P-6001** without Backrest

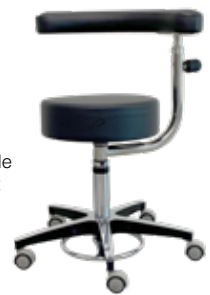
- 16" round fully padded
- No backrest
- 21" diameter base
- Powder-coated 5-caster base
- High grade 3" casters
- Three locking casters
- Height adjustment (hydraulic) of 22³/₄" to 30¹/₄" - single pedal, foot-operated



● ● **P-6001** with Procedure Rest

- Rotates a full 360 degrees
- Upholstered for comfort
- Special density foam provides comfort and support during long procedures
- 16" round fully padded
- Height adjustment of 24³/₈" to 29¹/₂"

Part No. P-6000-PR and P-6001



● ● **P-526** with Procedure Rest

- Rotates a full 360 degrees
- Upholstered for comfort
- Special density foam provides comfort and support during long procedures
- 14¹/₂" round fully padded seat
- Height adjustment of 16³/₄" to 23³/₄"

Part No. P-526-PR and P-526-GS

* Seat tilt not available with procedure rest

upholstery chart

Classic Durable, vinyl based fabrics, Pedigo Classic upholstery is latex-free and California TB-117 approved.
Indicates: Pedigo Classic upholstery and unit testing:

- California TB-117



Royal Environment friendly, Pedigo Royal upholstery is latex-free, PVC-free, California TB-117 approved.
Indicates: Pedigo Royal upholstery and unit testing:

- California TB-117
- California TB-117 and TB-133 approved



Above color samples are representations of upholstery materials. Actual colors may vary slightly. Material samples available upon request.

Technical Bulletins The State of California developed a number of testing standards known as Technical Bulletins for the purpose of evaluating the flammability of furniture.

- **CAL TB-117** Flammability test for the filling or padding material of furniture. Tests the flame retardance of resilient filling materials used in upholstered furniture - including the fabric.



- **CAL TB-133** A full-scale fire test of the entire unit including the frame, foam and upholstery.



- **American National Standard for Office Furnishings** This standard is intended to provide manufacturers, specifiers, and users with a common basis for evaluating the safety, durability, and structural adequacy of general-purpose office chairs. For example, load and impact testing.



- **Business & Institutional Furniture Manufacturer's Assoc.** A not-for-profit organization that advocates, informs and develops standards for the North American office and institutional furniture industry.



Care Instructions

PreFixx® is engineered so that upholstery can be cleaned again and again without showing signs of wear. With easy cleanability, and proven stain and abrasion resistance, PreFixx protective finish can reduce maintenance costs and frequent re-upholstery.

Performance: Offers state-of-the-art resistance against staining, burnishing, abrasion, scuffing and blocking.

Durability: Creates a barrier that resists stains from penetrating to the surface of the vinyl for proven, long-lasting protection. With laboratory-tested stain resistance and improved wear properties, upholstery treated with PreFixx protective finish can retain a “like-new” appearance longer.

Easy Maintenance: Enables most common stains like dirt and smudges to wipe off easily. Many difficult stains like ballpoint ink also can be cleaned with active solvents, such as nail polish remover, without damaging the PreFixx protective finish (when recommended cleaning instructions are followed).



space station

two tier back table

CDS-3060 Dimensions
 Main Table 30"D x 60"W x 34"H
 Top Shelf 20"D x 60"W



CDS-3072 Dimensions
 Main Table 30"D x 72"W x 34"H
 Top Shelf 20"D x 72"W

A specialty back table designed with additional room for large cases such as orthopedics, spinal fusions, neuro and craniotomies. The tuck-away cantilevered shelf holds multiple trays and is angled for clear observation of instruments.

The Space Station is easily rolled into position using 4" diameter, heavy-duty ball bearing brake/swivel casters. To lock swivel caster, simply engage the single-pedal brake.

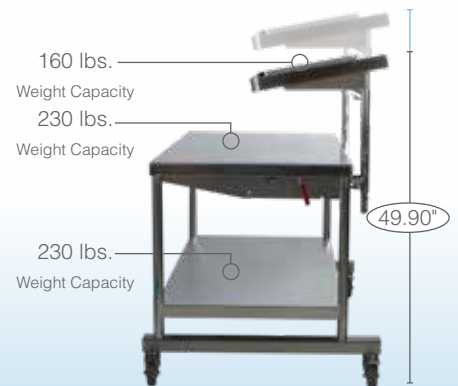
One Person Operation



Pneumatic assist enables one-person operation in raising or lowering the cantilevered shelf.



Shelf is easily raised when extra space is required, or lowered into storage position if not needed.



Cantilevered shelf features a 10° slope and has an adjustable height from 49.9" to 52.9".

trusted fit
 two-tier drapes

Disposable Table Drapes

Pedigo Trusted Fit drapes feature heavy-duty three layer construction. 12 Drapes per case.

CDS-3060-DD 5' table (1.5m)

CDS-3072-DD 6' table (1.8m)





Elevate & Illuminate Table
 CDS-3060-ADJ-E5' table (1.5m)
 CDS-3072-ADJ-E6' table(1.8m)
 Illuminate Table
 CDS-3060-L.....5' table (1.5m)
 CDS-3072-L.....6' table(1.8m)



space station

electric adjustable back table

Pedigo's **NEW** Space Station back table is now electro-hydraulically height adjustable and LED illuminated for improved visibility.

efficiency • ergonomic • safety

For patient and staff safety, the Space Station Two-Tier Back Table meets the highest hospital safety standards. IEC 60601-1 and UL approved E 503 186 approved.



Power Supply

Height Adjustment

The UP/DOWN buttons for height control are located to the left of the power supply.

Cord Loops

Power Cord

Hospital grade power cord can be wound around cord loops when not in use. Cord length measures 9' 8" (3m).

Latch Release

Pull up on the release latch to disengage and lower upper tier. Release Latches are located on either side of the table.



Casters

The Electric Adjustable Space Station features four Total Lock Casters each measuring 4" (10cm) in diameter.



Power Supply

At the back of the table are two independent ON/OFF toggle switches to control the entire table unit and a second for the LED lights.



draping
Space Station
 video demo

draping video demo online
www.pedigo-usa.com

new!



space station

electric adjustable back table

Pedigo's **NEW** Space Station back table is now electro-hydraulically height adjustable and LED illuminated for improved visibility.

efficiency • ergonomic • safety

For patient and staff safety, the Space Station Two-Tier Back Table meets the highest hospital safety standards. IEC 60601-1 and UL approved E 503 186 approved.



Elevate & Illuminate Table
 CDS-3060-ADJ-E ... 5' table (1.5m)
 CDS-3072-ADJ-E ... 6' table(1.8m)



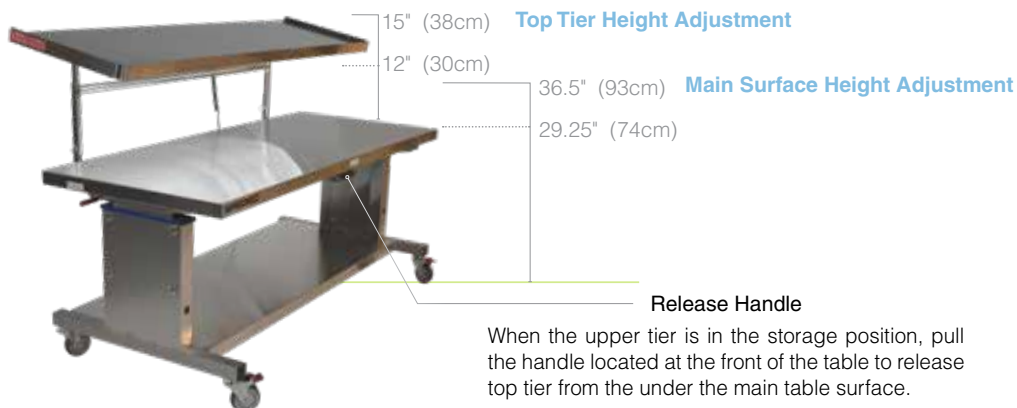
Illuminate Table
 CDS-3060-L 5' table (1.5m)
 CDS-3072-L 6' table(1.8m)



Upper tier in storage position

Upper tier being raised

Upper tier in raised position





CDS-1100

Main Table Top Surface
72"W x 30"D

Height Adjustable
32" to 43¼"H

instrument assembly station table

features

- Electrically operated hydraulic height adjustment provides comfortable, ergonomic height settings for all staff members.
- Shelves are positioned 18" and 30" above main work surface, and measure 72"W x 12"D with 5/8" front lip.
- Shelves also feature a 10° slope.
- Load capacity of 225 pounds on main work surface and 50 pounds on each upper shelf.
- 4" zinc plated steel brake/swivel lock casters with precision ball bearings for easy mobility.

accessories

1 Work Lamp **CDS-1020**

- Work Lamp arm has a 42" reach
- Features a 5" viewing lens
- 75% magnification

2 Outlet Strip **CDS-1015**

- Hospital grade
- Six outlets
- 15' foot cord

3 Keyboard Tray **CDS-1032**

- Measures 22¼"W x 10"D x 2¾"H
- Tray extends 10½" (retractable)
- Built-in mouse tray comes standard

4 Computer Enclosure **CDS-1031**

- Open back for air flow and easy access to computer cords.
- Enclosure can be customized to accommodate larger computer towers (max. load 30 lbs/13.60 kg)

5 Extension Arm **CDS-1030**

- Supports LCD monitors (max. load 25 lbs / 11.3 kg)
- For optimal viewing, extension arm features multi-directional adjustment
- Gas-strut and ball-joint system for smooth, stable operation

6 Storage Cart **CDS-1010**

- 4 drawer tote box cart for added storage fits under the workstation
- Totes are constructed of impact-resistant, high-density polyethylene and measure 17¾"L x 14½"W x 5"D



SG-82-SS

new!
**co•re
caster™**

Mid-Size Tables with Shelf

Dimensions

| | |
|----------|--------------------|
| SG-82-SS | 20"W x 16"D x 34"H |
| SG-84-SS | 30"W x 16"D x 34"H |
| SG-86-SS | 33"W x 18"D x 34"H |
| SG-88-SS | 36"W x 20"D x 34"H |

features

- Stainless steel Steril-Gard construction eliminates full sub-tops where undesirable substances can collect
- Easy to clean
- Lightweight but strong
- 3" double ball bearing, corrosion-resistant **co•re casters™**
- Sound-deadened reinforcing channels for quiet use*

* feature not present on model SG-82-SS



SG-87-SS

Mid-Size Tables without Shelf

Dimensions

| | |
|----------|--------------------|
| SG-83-SS | 20"W x 16"D x 34"H |
| SG-85-SS | 30"W x 16"D x 34"H |
| SG-87-SS | 33"W x 18"D x 34"H |
| SG-89-SS | 36"W x 20"D x 34"H |



SG-92-SS

Large Tables with Shelf

Dimensions

| | |
|----------|--------------------|
| SG-90-SS | 48"W x 20"D x 34"H |
| SG-92-SS | 48"W x 24"D x 34"H |
| SG-94-SS | 60"W x 24"D x 34"H |
| SG-96-SS | 72"W x 24"D x 34"H |
| SG-98-SS | 36"W x 24"D x 34"H |



SG-93-SS

Large Tables without Shelf

Dimensions

| | |
|----------|--------------------|
| SG-91-SS | 48"W x 20"D x 34"H |
| SG-93-SS | 48"W x 24"D x 34"H |
| SG-95-SS | 60"W x 24"D x 34"H |
| SG-97-SS | 72"W x 24"D x 34"H |
| SG-99-SS | 36"W x 24"D x 34"H |

options

- 3 or 4 sided top and shelf rails available for all tables.
- Stainless steel drawers, or tote boxes may be mounted under top.
- Table height can be modified

Tote Boxes

Impact-resistant, high-density polyethylene.

- CDS-TB-5" (17¾"L x 14½"W x 5 1/8"D)
- CDS-TB-10" (17¾"L x 14½"W x 10"D)

Tote Box Hangers

- SG-TBH-1 16"D SG Tables
- SG-TBH-2 18"D SG Tables
- SG-TBH-3 20"D SG Tables
- SG-TBH-4 24"D SG Tables

Glides/ Rubber Feet/ Casters

- #15 Glides
- #13 Rubber Feet
- #06 Locking Casters

IV Pole for SG Tables

- P-7202-1 available on lower shelf models only.



SG-80-SS

table with shelf, drawer and rail

overall size
20"W x 16"D x 34"H

drawer size
15¼"W x 12½"L x 3"H (I.D.)



utility
tables

features

- Convenient and easy to use
- Stainless steel, Steril-Gard construction eliminates full sub-tops
- Improves the control of undesirable substances
- Full extending drawer hangers (except SG-81-SS)
- Sound-proofed reinforcing channels for quiet use and added strength
- 3" double ball bearing, rubber casters for silent mobility
- 1½" high 3-sided top rail

options

- Part No. 46-B Drawer lock with key
- Part No. 06 3" casters with brakes



SG-80-A-SS

table with shelf, two drawers and rail

overall size
20"W x 16"D x 34"H

drawer size (I.D.)
15¼"W x 12½"L x 3"H



SG-80-B-SS

table with shelf and drawer

overall size
20"W x 16"D x 34"H

drawer size (I.D.)
15¼"W x 12½"D x 3"H



SG-80-C-SS

table with shelf and two drawers

overall size
20"W x 16"D x 34"H

drawer size (I.D.)
15¼"W x 12½"D x 3"H



SG-81-SS

table with shelf and rail

overall size
20"W x 16"D x 34"H



SG-82-SS

table with shelf

overall size
20"W x 16"D x 34"H



shown with optional accessories

CDS-2472

overall size: 72"W x 24"D x 34"H

optional accessories

- 4" swivel casters with brakes
- Full length lower shelf
- Tote box drawers:
5" or 10" deep
- Stainless steel drawers:
15½"W x 12½"D x 3½"H (installed, complete)



Caster with brake

central supply tables

features

- Heavy duty, all stainless steel construction
- Height adjustable floor glides
- For use in areas where a table larger than a standard utility or work table is needed



shown with optional accessories

CDS-3260

Overall size: 60"W x 32"D x 34"H

optional accessories

- 4" swivel casters with brakes
- Full length lower shelf
- Sterile Wrap frame:
56"W x 30½"H
- Tote box drawers:
5" or 10" deep
- Stainless steel drawers:
15½"W x 12½"D x 3½"H (installed, complete)



Caster with brake



shown with optional accessories

CDS-3684

Overall size: 84"W x 36"D x 34"H

optional accessories

- 4" swivel casters with brakes
- Full length lower shelf
- Tote box drawers:
5" or 10" deep
- Stainless steel drawers:
15½"W x 12½"D x 3½"H (installed, complete)



Caster with brake



P-5182 Dimensions



Standard Top 34"W x 42"D

Pedigo's Over-Operating Specialty Table is constructed of stainless steel and features easy, one-hand height adjustment.

- 3" total lock casters, with brakes and swivel locks
- Adjustable height from 37¼" to 52¼" high from floor
- 27¾" clearance between legs
- Other sizes available upon request.



P-5190-E Dimensions

Standard Top 36"W x 42"D

Adjustable Over-Operating Table may be height adjusted during the surgical case while the staff is gowned and sterile. To raise or lower the main table surface, simply engage the electric motor by depressing the foot pedal.

- 3" total lock casters, with brakes and swivel locks
- 28⅞" clearance between legs
- Adjustable height from 40½" to 51½" high from floor (underside of table height from 35½" to 46½" high from floor)

over-operating tables

| Part Number | Description | Dimension | | | |
|-------------|----------------------|------------------|-----------------|------------------|------------------|
| P-5182-3 | Base ONLY (Standard) | 28" ID Clearance | | | |
| P-5182-34 | Base ONLY (Wide) | 34" ID Clearance | | | |
| P-5182-36 | Base ONLY (X-Wide) | 36" ID Clearance | | | |
| | | | Base (P-5182-3) | Base (P-5182-34) | Base (P-5182-36) |
| P-5182-2 | Top ONLY (Standard) | 34"W x 42"D | • | | |
| P-5182-3420 | Top ONLY | 34"W x 20"D | • | | |
| P-5182-3424 | Top ONLY | 34"W x 24"D | • | | |
| P-5182-3430 | Top ONLY | 34"W x 30"D | • | | |
| P-5182-3436 | Top ONLY | 34"W x 36"D | • | | |
| P-5182-3448 | Top ONLY | 34"W x 48"D | • | | |
| P-5182-3820 | Top ONLY | 38"W x 20"D | • | | |
| P-5182-3824 | Top ONLY | 38"W x 24"D | • | | |
| P-5182-3830 | Top ONLY | 38"W x 30"D | • | | |
| P-5182-3836 | Top ONLY | 38"W x 36"D | • | | |
| P-5182-3842 | Top ONLY | 38"W x 42"D | • | | |
| P-5182-3848 | Top ONLY | 38"W x 48"D | • | | |
| P-5182-4220 | Top ONLY | 42"W x 20"D | • | • | • |
| P-5182-4224 | Top ONLY | 42"W x 24"D | • | • | • |
| P-5182-4230 | Top ONLY | 42"W x 30"D | • | • | • |
| P-5182-4236 | Top ONLY | 42"W x 36"D | • | • | • |
| P-5182-4242 | Top ONLY | 42"W x 42"D | • | • | • |
| P-5182-4248 | Top ONLY | 42"W x 48"D | • | • | • |
| P-5182-4620 | Top ONLY | 46"W x 20"D | • | • | • |
| P-5182-4624 | Top ONLY | 46"W x 24"D | • | • | • |
| P-5182-4630 | Top ONLY | 46"W x 30"D | • | • | • |
| P-5182-4636 | Top ONLY | 46"W x 36"D | • | • | • |
| P-5182-4642 | Top ONLY | 46"W x 42"D | • | • | • |
| P-5182-4648 | Top ONLY | 46"W x 48"D | • | • | • |

The various sizes/configuration shown in the chart above are **ONLY available for the P-5182 over-operating table.**

tri-temp
new!



P-2420

OVERALL SIZE

30"W x 21¼"D x 25¼"H

COMPARTMENT SIZE

- 4.75 cubic ft.
- 26½"W x 17"D x 18¼"H

• **tri-temp Range:**

- Irrigation: 90°F - 150°F
- Injection: 90°F - 104°F
- Blanket: 90°F - 160°F

• **Total Capacity:**

- 20 1-liter bags or
- 24 1-liter bottles
- 9 - 12 blankets

• **Data Logger (Option)**

• **Caster (Option)**

tri-temp
new!



P-2430

OVERALL SIZE

30"W x 27½"D x 25¼"H

COMPARTMENT SIZE

- 5.5 cubic ft.
- 26½"W x 19¾"D x 18¼"H

• **tri-temp Range:**

- Irrigation: 90°F - 150°F
- Injection: 90°F - 104°F
- Blanket: 90°F - 160°F

• **Total Capacity:**

- 30 1-liter bags or
- 48 1-liter bottles
- 10 - 14 blankets

• **Data Logger (Option)**

• **Caster (Option)**

warming cabinets

blanket & fluid

features

Combination warmers feature tri-temp chamber allowing for 3 different modes of warming, LED display, window doors, and control lock programming.



P-2010-S

OVERALL SIZE

16½"W x 25¼"D x 21½"H

COMPARTMENT SIZE

- 2.3 cubic ft.
- 13¼"W x 21¾"D x 14"H

• **Temp Range:**

- Blankets: 98°F - 200°F

• **Total Capacity:**

- 5 - 7 blankets

• **Solid door**

• **Caster (Option)**



P-2012

OVERALL SIZE

18½"W x 22"D x 22"H

COMPARTMENT SIZE

- 2.5 cubic ft.
- 15½"W x 18½"D x 15"H

• **Temp Range:**

- Blanket: 90°F - 160°F

• **Total Capacity:**

- 4 - 6 blankets

• **Caster (Option)**

Heated center shelf



P-2022

OVERALL SIZE

18½"W x 22"D x 28"H
18½"W x 23"D x 34½"H (with casters)

COMPARTMENT SIZE

- 3.5 cubic ft.
- 15½"W x 18½"D x 21"H*

* (9 7/16" H above and below the center shelf)

• **Temp Range:**

- Blanket: 90°F - 160°F

• **Total Capacity:**

- 10 - 12 blankets

• **Caster (Option)**

shown with left door
hidge mount option



P-2032

OVERALL SIZE

24"W x 24½"D x 35½"H
24"W x 25¼"D x 42"H (with casters)

COMPARTMENT SIZE

- 7.5 cubic ft.
- 21"W x 21"D x 28"H

* (13 3/16" H above and below the center shelf)

• **Temp Range:**

- Blanket: 90°F - 160°F

• **Total Capacity:**

- 20 - 25 blankets

• **Pass Through Available (Option)**

• **Caster (Option)**



P-2040

OVERALL SIZE *(without bumper)*

24"W x 34¼"D x 72¾"H

COMPARTMENT SIZE

- 7.7 cubic ft. upper
- 19"W x 26½"D x 26¾"H
- 7.7 cubic ft. lower
- 19"W x 26¼"D x 26¾"H

- **Temp Range:**
 - Blankets: 98°F - 160°F
 - Irrigation: 90°F - 150°F
- **Total Capacity:**
 - 40-50 blankets or,
 - 72 1-liter bags or,
 - 54 1-liter bottles
- Two compartments, each with individual controls
- 5" casters

warming cabinets

blanket & fluid

features

Combination fluid and blanket warmers feature LED display, window doors, and control lock programming.

- No fans or lint traps
- Two compartments, each with individual controls



P-2147

OVERALL SIZE

- 30"W x 28½"D x 75"H (caster standard)
- 30"W x 28½"D x 68"H (feet - option)

COMPARTMENT SIZE

- 5.5 cu. ft. fluid compartment
- 26½"W x 23¾"D x 15"H
- 13.25 cu. ft. blanket compartment
- 26¾"W x 23¾"D x 36"H

- **tri▼temp Range:**
 - Blankets: 90°F - 160°F
 - Irrigation: 90°F - 150°F
 - Injection: 90°F - 104°F
- **Total Capacity:**
 - 24-36 1-liter bags or,
 - 30 1-liter bottles
 - 10-14 blankets (upper chamber)
 - 30-40 blankets (lower chamber)
- Separate temperature controls for each compartment (**tri▼temp** top chamber only)
- 5" casters
- Data Logger (Option)



P-2150

OVERALL SIZE

- 30"W x 19¾"D x 75"H

COMPARTMENT SIZE

- 3.7 cu. ft. fluid compartment
- 24¼"W x 18"D x 15"H
- 9 cu. ft. blanket compartment
- 24¼"W x 18"D x 36"H

- **tri▼temp Range:**
 - Blankets: 90°F - 160°F
 - Irrigation: 90°F - 150°F
 - Injection: 90°F - 104°F
- **Total Capacity:**
 - 24 1-liter bags or,
 - 20 1-liter bottles
 - 9-12 blankets (upper chamber)
 - 24-30 blankets (lower chamber)
- Separate temperature controls for each compartment (**tri▼temp** top chamber only)
- Pass Through Available (Option)
- Data Logger (Option)



P-2055

OVERALL SIZE

32"W x 29¼"D x 71"H

COMPARTMENT SIZE

- 10.3 cubic ft. upper
- 26½"W x 23¾"D x 28⅜"H
- 10.3 cubic ft. lower
- 26½"W x 23¾"D x 28⅜"H

- **Temp Range:**
 - Blankets: 98°F - 160°F
- Total Capacity: 60-70 blankets
- One compartment, two separate doors
- Circulation fan for even temperature
- 5" casters

warming cabinets

blanket

features

Elite Series blanket warmers feature windowed door, programmable control with temperature lock and four digit LED display and single pane energy efficient coated glass window door allows inventory observation.



Heated center shelf



P-2210

OVERALL SIZE

- 18½"W x 22"D x 22"H

COMPARTMENT SIZE

- 2.5 cubic ft.
- 15½"W x 18¾"D x 15¼"H

- **Temp Range:**
 - Blankets: 90°F - 160°F
- A warming shut-off system, separate from the electronic control, prevents overheating
- Interior blue lighting



P-2220

OVERALL SIZE

- 18½"W x 22"D x 28"H

COMPARTMENT SIZE

- 3.5 cubic ft.
 - 15½"W x 18¾"D x 21¼"H*
- * (9 9/16"H above & below the center shelf)

- **Temp Range:**
 - Blankets: 90°F - 160°F
- A warming shut-off system, separate from the electronic control, prevents overheating
- Interior blue lighting



P-2230

OVERALL SIZE

- 24"W x 24½"D x 22"H

COMPARTMENT SIZE

- 4 cubic ft.
- 21"W x 21½"D x 15¼"H

- **Temp Range:**
 - Blankets: 90°F - 160°F
- A warming shut-off system, separate from the electronic control, prevents overheating
- Interior blue lighting

Heated center shelf



P-2240

OVERALL SIZE

- 24"W x 24¼"D x 35"H

COMPARTMENT SIZE

- 7.5 cubic ft.
 - 21"W x 21¾"D x 28¼"H*
- * (13 1/8"H above & below the center shelf)

- **Temp Range:**
 - Blankets: 90°F - 160°F
- A warming shut-off system, separate from the electronic control, prevents overheating
- Interior blue lighting



P-2112

OVERALL SIZE

18½"W x 23½"D x 22"H

COMPARTMENT SIZE

- 2.5 cubic ft.
- 15½"W x 18¾"D x 15¼"H

- Temp Range:
 - Irrigation: 90°F - 150°F
 - Injection: 90°F - 104°F
- Total Capacity:
 - 16 1-liter bags or
 - 12 1-liter bottles
- Glide out basket
- Casters (option)



P-2122

OVERALL SIZE

18½"W x 23½"D x 28"H

COMPARTMENT SIZE

- 3.5 cubic ft.
- 15½"W x 18¾"D x 21¼"H

- Temp Range:
 - Irrigation: 90°F - 150°F
 - Injection: 90°F - 104°F
- Total Capacity:
 - 24 1-liter bags or
 - 24 1-liter bottles
- Glide out basket
- Casters (option)

warming cabinets

fluid

features

Fluid warmers feature 4 digit LED display, window doors, programmable temperature control and interior lighting.



P-2030-TC

OVERALL SIZE

26"W x 33"D x 28"H

features

- Stainless steel
- 4" stainless steel casters with brakes
- 400 lbs. total weight capacity at 200 lbs. per shelf
- Top shelf with 3-sided guard rail
- Bottom shelf with 4-sided rail.
- Compatible with the P-2032, P-2230 and P-2240 warming cabinets

shown with the P-2010-S warmer



P-2010-TC

OVERALL SIZE

23¼"W x 32¼"D x 43"H

features

- Stainless steel
- 4" casters with brake & swivel lock
- 300 lbs. total weight capacity at 100 lbs. per shelf
- Shelf Dimensions 17"W x 27"D x 12¼"H
- Compatible with the P-2010-S warming cabinet



P-2010-CB

OVERALL SIZE

21¼"W x 29¾"D x 6¹³/₁₆"H

features

- Platform
- 4" stainless steel casters with brakes
- 350 lbs. total weight capacity
- Perimeter bumper
- Cutouts in platform capture warming cabinet feet.
- Compatible with the P-2010-S warming cabinet

warming cabinet features



Fluid Warmers

- **Radiant Heat Technology**
- Safety coated interior
- Fully insulated
- 120 VAC
- Heavy duty hardware
- Glass door
- Perimeter bumper (P-2130 only)

Safety Features

- Built-in speaker for audible feedback
- Safety override feature prevents overheating
- Lockout feature

Options

- Optional left hand door swing available
- Option of casters or fixed legs

Warranty

- One Year Service
- Three Years on Parts
- Lifetime Technical Support



Models

- P-2112
 - P-2122
 - P-2130
 - P-2140*
- * combination fluid/blanket warmer

Blanket Warmers

- **Radiant Heat Technology**
- Safety coated interior
- Fully insulated
- 120 VAC
- Heavy duty hardware
- Glass door (P-2010-S solid door)

Safety Features

- Built-in speaker for audible feedback
- Safety override feature prevents overheating
- Lockout feature

Options

- Optional left hand door swing available
- Option of casters or fixed legs
- Perimeter bumper is optional (excludes P-2055)

Warranty

- One Year Service
- Three Years on Parts
- Lifetime Technical Support



Models

- P-2010-S
- P-2012
- P-2022
- P-2032
- P-2040
- P-2055
- P-2210
- P-2220
- P-2230
- P-2240

Blanket & Fluid Warmers

- **Radiant Heat Technology**
- **tri▼temp**
- Safety coated interior
- Fully insulated
- 120 VAC
- Heavy duty hardware
- Glass or solid door

Safety Features

- Built-in speaker for audible feedback
- Safety override feature prevents overheating (Deluxe models only)
- Lockout feature (Deluxe models only)

Options

- Optional left hand door swing available
- Option of casters or fixed legs (excludes P-2150)
- Optional pass through warmer (P-2150 only).

Warranty

- One Year Service
- Three Years on Parts
- Lifetime Technical Support



Models

- P-2147
- P-2150
- P-2420
- P-2430



ivNow

individual warming pods

Modular Configuration

Wall mount:

One to six (1-3) bag capacity

Countertop:

One to three (1-3) bag capacity

Pole mount:

One to three (1-3) bag capacity

Temperature:

- Heats to 104°F (40°C) in 30 minutes or less (slightly longer heating time is required for 3L bags)
- Accuracy of +0°/-2°C (+0°/-3°F)

Electronic Control

Monitors the length of time the bag has been held at temperature, displayed additionally by a status button. The control alerts users when a fluid bag has been held at temperature longer than 14 days.

Warranty

1 year parts and labor



features

The ivNow® fluid warmer quickly warms and maintains the temperature of injection/intravenous and irrigation solutions prior to their use. The specially contoured warming module cradles solution bags in 0.5-, 1-, 2- & 3-liter sizes. ivNow® units can be customized in the field by stacking or removing pods from the configuration. Units can be used for countertop use or wall mounted with the provided mounting plate.



ivNow-1

The ivNow-1 may be placed directly on the countertop or fitted with an optional bracket for mounting on a stand or wall.

P-2301-A

Mount

- Equipment pole stand
- Wall mounting brackets

Capacity

One (1) bag, up to 3l *



ivNow-2

The ivNow-2 may be placed directly on the countertop or fitted with an bracket for mounting on a stand or wall.

P-2302-A

Mount

- Equipment pole stand
- Wall mounting brackets

Capacity

Two (2) bags, up to 3l *



ivNow-3

The ivNow-3 may be placed directly on the countertop or fitted with an bracket for mounting on a stand or wall.

P-2303-A

Mount

- Equipment pole stand
- Wall mounting brackets

Capacity

Three (3) bags, up to 3l *



P-8230 Free-standing cabinet



Built-in cabinets with trim bezel



Sloped top with caster base

operating room cabinets

features

- Stainless steel cabinetry to maximize storage and space utilization
- Available as free-standing, built-in, or caster base models
- Adaptable to custom installations
- Radius glass panels for ease of cleaning
- Adjustable stainless steel door hinges
- Keyed door latch
- Adjustable nylon floor glides for leveling
- $\frac{3}{16}$ " tempered glass doors with stainless steel lockable paddle latch
- Double panel doors with FDA approved polyethylene foam for glass shock resistance
- Stainless steel shelves adjustable in $\frac{1}{2}$ " increments

options

- Stainless steel
- Built-in designs
- Trim bezel for built-in applications
- Caster base with locking casters (Cabinet model height will vary - consult drawing)
- Solid doors
- Additional shelves

| Part No. | Dimensions | Shelves | Top |
|----------|--|---------|--------|
| P-8010 | 25 ³ / ₄ "W x 18"D x 60"H | 3 | Flat |
| P-8015 | 25 ³ / ₄ "W x 18"D x 72"H | 3 | Sloped |
| P-8020 | 25 ³ / ₄ "W x 24"D x 60"H | 3 | Flat |
| P-8025 | 25 ³ / ₄ "W x 24"D x 75 ⁵ / ₈ "H | 3 | Sloped |
| P-8030 | 47"W x 18"D x 60"H | 3 | Flat |
| P-8035 | 47"W x 18"D x 72"H | 3 | Sloped |
| P-8040 | 47"W x 24"D x 60"H | 3 | Flat |
| P-8045 | 47"W x 24"D x 75 ⁵ / ₈ "H | 3 | Sloped |
| P-8070 | 35 ³ / ₈ "W x 18"D x 60"H | 3 | Flat |
| P-8075 | 35 ³ / ₈ "W x 18"D x 72"H | 3 | Sloped |
| P-8080 | 35 ³ / ₈ "W x 24"D x 60"H | 3 | Flat |
| P-8085 | 35 ³ / ₈ "W x 24"D x 75 ⁵ / ₈ "H | 3 | Sloped |
| P-8110 | 25 ³ / ₄ "W x 18"D x 72"H | 4 | Flat |
| P-8115 | 25 ³ / ₄ "W x 18"D x 84"H | 4 | Sloped |
| P-8120 | 25 ³ / ₄ "W x 24"D x 72"H | 4 | Flat |
| P-8125 | 25 ³ / ₄ "W x 24"D x 87 ⁵ / ₈ "H | 4 | Sloped |
| P-8130 | 47"W x 18"D x 72"H | 4 | Flat |
| P-8135 | 47"W x 18"D x 84"H | 4 | Sloped |

| Part No. | Dimensions | Shelves | Top |
|----------|--|---------|--------|
| P-8140 | 47"W x 24"D x 72"H | 4 | Flat |
| P-8145 | 47"W x 24"D x 87 ⁵ / ₈ "H | 4 | Sloped |
| P-8170 | 35 ³ / ₈ "W x 18"D x 72"H | 4 | Flat |
| P-8175 | 35 ³ / ₈ "W x 18"D x 84"H | 4 | Sloped |
| P-8180 | 35 ³ / ₈ "W x 24"D x 72"H | 4 | Flat |
| P-8185 | 35 ³ / ₈ "W x 24"D x 87 ⁵ / ₈ "H | 4 | Sloped |
| P-8210 | 25 ³ / ₄ "W x 18"D x 84"H | 5 | Flat |
| P-8215 | 25 ³ / ₄ "W x 18"D x 96"H | 5 | Sloped |
| P-8220 | 25 ³ / ₄ "W x 24"D x 84"H | 5 | Flat |
| P-8225 | 25 ³ / ₄ "W x 24"D x 99 ⁵ / ₈ "H | 5 | Sloped |
| P-8230 | 47"W x 18"D x 84"H | 5 | Flat |
| P-8235 | 47"W x 18"D x 96"H | 5 | Sloped |
| P-8240 | 47"W x 24"D x 84"H | 5 | Flat |
| P-8245 | 47"W x 24"D x 99 ⁵ / ₈ "H | 5 | Sloped |
| P-8270 | 35 ³ / ₈ "W x 18"D x 84"H | 5 | Flat |
| P-8275 | 35 ³ / ₈ "W x 18"D x 96"H | 5 | Sloped |
| P-8280 | 35 ³ / ₈ "W x 24"D x 84"H | 5 | Flat |
| P-8285 | 35 ³ / ₈ "W x 24"D x 99 ⁵ / ₈ "H | 5 | Sloped |

dimensions

or cabinets



Wall cabinet P-8535 with sloped top

wall cabinets with glass doors

| Part No. | Dimensions | Shelves | Doors | Top |
|----------|---------------------|---------|-------|--------|
| P-8510 | 25¾"W x 13"D x 30"H | 2 | 1 | Flat |
| P-8515 | 25¾"W x 13"D x 39"H | 2 | 1 | Sloped |
| P-8530 | 47"W x 13"D x 30"H | 2 | 2 | Flat |
| P-8535 | 47"W x 13"D x 39"H | 2 | 2 | Sloped |
| P-8610 | 25¾"W x 13"D x 36"H | 2 | 1 | Flat |
| P-8615 | 25¾"W x 13"D x 45"H | 2 | 1 | Sloped |
| P-8630 | 47"W x 13"D x 36"H | 2 | 2 | Flat |
| P-8635 | 47"W x 13"D x 45"H | 2 | 2 | Sloped |
| P-8710 | 25¾"W x 13"D x 48"H | 3 | 1 | Flat |
| P-8715 | 25¾"W x 13"D x 57"H | 3 | 1 | Sloped |
| P-8730 | 47"W x 13"D x 48"H | 3 | 2 | Flat |
| P-8735 | 47"W x 13"D x 57"H | 3 | 2 | Sloped |

wall cabinets with solid doors

| Part No. | Dimensions | Shelves | Doors | Top |
|----------|---------------------|---------|-------|--------|
| P-8511 | 25¾"W x 13"D x 30"H | 2 | 1 | Flat |
| P-8516 | 25¾"W x 13"D x 39"H | 2 | 1 | Sloped |
| P-8531 | 47"W x 13"D x 30"H | 2 | 2 | Flat |
| P-8536 | 47"W x 13"D x 39"H | 2 | 2 | Sloped |
| P-8611 | 25¾"W x 13"D x 36"H | 2 | 1 | Flat |
| P-8616 | 25¾"W x 13"D x 45"H | 2 | 1 | Sloped |
| P-8631 | 47"W x 13"D x 36"H | 2 | 2 | Flat |
| P-8636 | 47"W x 13"D x 45"H | 2 | 2 | Sloped |
| P-8711 | 25¾"W x 13"D x 48"H | 3 | 1 | Flat |
| P-8716 | 25¾"W x 13"D x 57"H | 3 | 1 | Sloped |
| P-8731 | 47"W x 13"D x 48"H | 2 | 2 | Flat |
| P-8736 | 47"W x 13"D x 57"H | 2 | 2 | Sloped |

wall cabinets

features

- Stainless steel cabinetry to maximize storage and space utilization
- Double panel doors with FDA approved polyethylene foam for glass shock resistance
- ¾" tempered glass doors with stainless steel lockable paddle latch
- Radius glass panels for ease of cleaning
- Adjustable stainless steel door hinges
- Stainless steel shelves adjustable in ½" increments

options

- Keyed door latch
- Stainless steel pegboard
- Polyvinyl pegboard
- Additional shelves
- Solid doors



Easily add additional storage space with Pedigo wall shelves.

wall shelves

features

- Stainless steel construction
- Pre-drilled for convenient wall mounting
- Shelves are available in a variety of sizes



P-624-SS
6"D x 24"W



P-630-SS
6"D x 30"W



P-636-SS
6"D x 36"W



P-824-SS
8"D x 24"W



P-830-SS
8"D x 30"W



P-836-SS
8"D x 36"W



P-7202

Cardiac & Anesthesia Cabinet

Overall Size

28"W x 18"D x 33"H

Top Drawer

21¼"W x 16"D x 3¼"H

Bottom Drawer

21¼"W x 16"D x 3¼"H



shown with optional cart accessories

P-7202-C

Same as P-7202 w/ complete accessory package

optional accessories for P-7202

- O₂ holder (holds 2 E-size tanks)
- 25' electrical outlet cord
- I.V. rod
- Push handle
- Cabinet locking rod

anesthesia & treatment cabinets

P-7202 features

- Designed for cardiac and other emergency uses or as a large anesthesia cabinet
- Provides space for instruments, vials, and other necessary equipment
- 4" double ball bearing swivel casters



new!
co-re
caster™

P-1100-SS

Anesthesia Table with Drawer

Overall Size

21³/₈"W x 14"D x 34¹/₄"H

Trays

12⁵/₈" W x 5⁵/₈"D x 19⁵/₈"H

Drawer

15³/₈" W x 12¹/₂" D x 3¹/₄"H

features

- Ideal cart for storage of various instruments and supplies.
- Two removable stainless steel trays
- Towel bar and two mask hooks
- 2" double ball bearing swivel casters



P-5090

Small Treatment Cabinet

Overall Size

16"W x 20"D x 33"H

Drawer

13¹/₂"W x 12"D x 3¹/₂"H

features

- Solid stainless steel retaining rail
- Internal shelf for optimal storage
- Optional locking rod
- 2" double ball bearing swivel casters



new!
co-re
caster™

P-1105-SS

Anesthesia Cabinet with Drawers

Overall Size

19¹/₈"W x 15⁵/₈"D x 33³/₈"H

Upper 3 Drawers

13¹/₂"W x 12"D x 3¹/₂"H

Bottom Drawer

13¹/₂"W x 12"D x 7"H

features

- Provides extra storage space
- Full extending drawer hangers
- Removable 12⁵/₈" x 19¹/₈" stainless steel tray
- 3" double ball bearing swivel casters



P-5091

Large Treatment Cabinet

Overall Size

28"W x 18"D x 33"H

Top Drawers

21¹/₄"W x 16"D x 3¹/₄"H

Bottom Drawer

21¹/₄"W x 16"D x 5³/₈"H

features

- Solid stainless steel retaining rail
- Internal shelf for optimal storage
- Optional locking rod
- 2" double ball bearing swivel casters

sterile processing equipment



shown with hospital accessories

CDS-3260

Central Supply work table

Overall size

60"W x 32"D x 34"H

features

- Stainless steel construction
- Height adjustable floor glides



shown with hospital accessories

CDS-160

Instrument Container Wash Cart

Overall size

49"W x 26"D x 67"H

features

- Stainless steel construction
- Fully cart-washable
- Built to Steril-Gard specifications
- Fully welded frame
- Donut bumpers on legs
- 5" diameter stainless steel swivel casters
- Five stainless steel wire shelves
- Six adjustable container lid dividers



Caster with brake


Optional accessories

- 4" diameter swivel casters with brakes
- Sterile Wrap hangers measure 56"W x 30½"H
- Full-length lower shelf
- Tote box drawers:
5" or 10" deep
- Stainless steel drawers:
15½"W x 12½"D x 3½"H (installed, complete)



stretcher series
7500
 trauma / transport stretcher

Pedigo's 7500 Series Stretcher allows for the transfer of patients easily and comfortably with a load capacity up to 750 pounds. Superior stability, mobility, and braking capabilities make the 7500 versatile for all your department needs such as OR, ED, PACU, Patient Transportation, Radiology or Cath Lab.



RAIL SYSTEM

Full length stainless steel side rails feature integrated push-pull handles with latch releases located at all four corners of the stretcher. Easy one-handed operation. No hinges, mechanical connections or plastic couplings to trap debris or fluid. Easy to wipe clean and disinfect.



O₂ TANK HOLDER

Pedigo's ergonomic Quick-Release O₂ Tank Holder is side mounted and conveniently located under the patient surface to reduce caregiver bending.

(US Patent 7,865,984 B2)



ZERO TRANSFER GAP

Tuck-Away side rails allows the caregiver to position the 7500 Series Stretchers flush with the bed for a zero transfer gap and easier patient transfer. No expensive or cumbersome transfer devices are required.



HYDRAULIC PEDALS

Hydraulic Foot Pedals are located on each side of the stretcher within the patient care zone. Color-coded pedals and function graphics are quickly and easily understood.

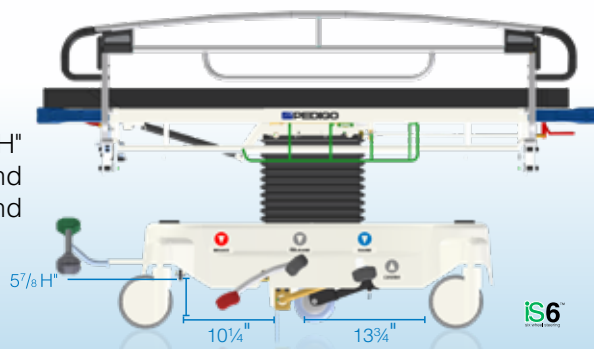


COLUMN SUPPORT:

Sturdy steel column with single hydraulic lift cylinder design uses sixteen precision ball-bearings to smoothly raise and lower the patient.

PATIENT LIFTS

The 7500 Series Stretcher has 5⁷/₈"H" of clearance between floor and cowling to easily accommodate and utilize patient lifts.



SIX WHEEL STEERING

The two Instant Steer wheels are centered directly under the chassis for increased control and maneuverability. Dual ball bearing wheels feature a softer wheel tread for improved grip and traction.

STANDARD FEATURES


- 750 lbs. weight capacity
- **iS6™** Instant Steer 6 Wheel Steering
- Side Rails - dual release stainless steel glide & tuck
- Integrated push/pull handles
- Center column design with precision ball bearings
- Quick-Release O₂ Tank Holder (US Patent 7,865,984 B2)
- Dual Trendelenburg assist cylinders (positive/negative - pneumatic)
- Mechanical Level Lock
- Pneumatic assist fowler 600N (135#) force
- Dual side-mounted hydraulic foot pedals
- Brake & Steer activated foot pedals
- Four corner IV pole receptacles
- Four restraint strap positions
- Full PVC perimeter bumper
- 8" easy mobility casters
- Latex-free

SPECIFICATIONS

| Model Number | 7500 ^N | 7500 ^W |
|---------------------------|-------------------------|-------------------------|
| Weight Capacity | 750 lbs. (340 kg) | 750 lbs. (340 kg) |
| Overall Length | 83" (211 cm) | 83" (211 cm) |
| Overall Width | 29.5" (75 cm) | 33.5" (85 cm) |
| Height Range | | |
| Low | 23" (58 cm) | 23" (58 cm) |
| High | 32.75" (83 cm) | 32.75" (83 cm) |
| Litter Positioning | | |
| Fowler Backrest | 0°-90° | 0°-90° |
| Trendelenburg | +12° | +12° |
| Reverse Trendelenburg | -7° | -7° |
| Patient Surface | 77" x 27" (196 x 69 cm) | 77" x 31" (196 x 77 cm) |
| Side Rails | 14" x 76" (36 x 193 cm) | 14" x 76" (36 x 193 cm) |
| Casters | 8" (20 cm) | 8" (20 cm) |
| Warranty * | 1 year parts and labor | 1 year parts and labor |


* 7500 Special Package Warranty (7500-SPEC): 2 year parts and labor.

OPTIONS

| Accessory | N | W | Accessory | N | W | Accessory | N | W |
|----------------------------------|---------|---------|--|----------|----------|--|---------|---------|
| X-Ray Board | | | IV Pole Options: | | | Pedal Configuration Options: | | |
| Full | 750203 | 750204 | Fixed Height | 2101 | same | Hydraulic Release Pedal... .. | 750106 | same |
| Partial | 750205 | 750206 | Adjustable/Removable... .. | 5984001 | same | Foot-End iS6™ Pedal..... | 750107 | same |
| Mattresses: | | | Adjustable Attached..... | 750501 | 750502 | Foot-End iS6™ Pedal & Hydraulic Release Pedal | 750108 | same |
| 3" Standard (black)..... | 5828002 | 5831002 | Fold Down | 59175001 | same | Additional Options: | | |
| 3" Premium (blue)..... | 5850002 | 5852002 | IV Pole Caddy | 59163001 | same | Storage Bag Hook..... | 750215 | same |
| 4" Standard (black)..... | 5829002 | 5832002 | Push/Pull Bar Options: | | | Paper Roll Holder | 5966001 | 5966003 |
| 4" Premium (blue)..... | 5851002 | 5853002 | Push/Pull Handles (CuNi alloy) .. | 750223 | 750224 | O ₂ Tank Holder (Vertical)... .. | 5981001 | same |
| 4" Pressure Relief | 5833002 | 5834002 | Push/Pull Bar (Removable) .. | 5985001 | 5986001 | 400N (90#) pneumatic assist fowler | 750602 | same |
| 5" Premium (blue)† | 5855002 | 5856002 | Bar Pad | 5704001 | 5705001 | Head/Foot Extension | 5996001 | same |
| † <i>Special order only.</i> | | | Chart Holder..... | 5967001 | same | Head/Foot 3" Pad | 5708001 | same |
| Restraint Straps Options: | | | Monitor Tray Board..... | 59115001 | 59116001 | Stirrups Set..... | 5910001 | same |
| Velcro (pair)..... | 5903001 | same | (includes chart holder 5967001) | | | | | |
| Buckle (pair)..... | 5904001 | same | Knee Flex | | | | | |
| Side Rail Options: | | | Hydraulic | 750208 | 750209 | | | |
| Copper Nickel Alloy Rails | 750302 | same |  | | | | | |
| Rail Pad (pair) | 5716001 | same | | | | | | |



COPPER NICKEL ALLOY PUSH/PULL HANDLES



IV CADDY



FOLD DOWN IV POLE




stretcher series
5400
 universal procedure stretcher

The 5400 Series universal transport stretcher is versatile, yet economical. It's the right stretcher for ED, OR, PACU, or any department where cost, efficiency and quality are required.



RAIL SYSTEM

Easy to wipe clean and disinfect, full length tuck-away side rails allow for easier patient transfer by creating a zero transfer gap. Rails feature a release latch centrally located on either side of the litter top under the patient surface.



FOWLER ASSIST

Pneumatic assist fowler provides additional assistance for the safe and easy raising and lowering of the patient.

Pneumatic Assist Fowler

400 N (90#) force



ZERO TRANSFER GAP

Tuck-Away side rails allows the caregiver to position the 5400 Series Stretchers flush with the bed for a zero transfer gap and easier patient transfer. No expensive or cumbersome transfer devices are required.



HYDRAULIC PEDALS

Hydraulic Foot Pedals are located on each side of the stretcher within the patient care zone. Color-coded pedals and function graphics are quickly and easily understood.

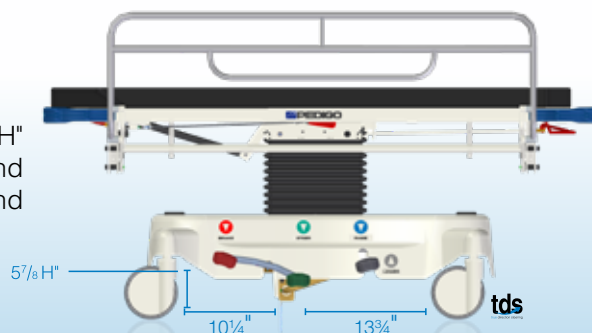


COLUMN SUPPORT

Steel center column support with single hydraulic lift cylinder design uses sixteen precision ball-bearings to smoothly raise and lower the patient.

PATIENT LIFTS

The 5400 Series Stretcher has 5⁷/₈"H" of clearance between floor and cowling to easily accommodate and utilize patient lifts.



TRUE DIRECTION STEERING

For improved stretcher control engage the True Direction Steering system. The steer caster located at the patient's right foot end of the stretcher will lock once the steering pedal is applied.




STANDARD FEATURES

- 500 lbs. weight capacity
- True Direction Steering (TDS)
- Side rails - full length, single release
- Center column design with precision ball bearings
- Single Trendelenburg assist cylinder (positive/negative - pneumatic)
- Pneumatic assist fowler 400 N (90#) force
- Dual side-mounted hydraulic foot pedals
- Brake & Steer activated foot pedals
- Four corner IV pole receptacles
- Four restraint strap positions
- High impact corner bumpers
- 8" easy mobility casters
- Latex-free

SPECIFICATIONS


| Model Number | 5400 ^N | 5400 ^W |
|---------------------------|--|--|
| Weight Capacity | 500 lbs. (227 kg) | 500 lbs. (227 kg) |
| Overall Length | 83" (211 cm) | 83" (211 cm) |
| Overall Width | 29.5" (75 cm) | 33.5" (85 cm) |
| Height Range | | |
| Low | 23" (58 cm) | 23" (58 cm) |
| High | 32.75" (83 cm) | 32.75" (83 cm) |
| Litter Positioning | | |
| Fowler Backrest | 0°-90° | 0°-90° |
| Trendelenburg | +12° | +12° |
| Reverse Trendelenburg | -7° | -7° |
| Patient Surface | 77" x 27" (196 x 69 cm) | 77" x 31" (196 x 77 cm) |
| Side Rails | 15" x 63 ⁵ / ₈ " (38 x 162 cm) | 15" x 63 ⁵ / ₈ " (38 x 162 cm) |
| Casters | 8" (20 cm) | 8" (20 cm) |
| Warranty | 1 year parts and labor | 1 year parts and labor |

OPTIONS

| Accessory | N | W | Accessory | N | W | Accessory | N | W |
|----------------------------------|---------|---------|--|----------|----------|---|---|---|
| X-Ray Board | | | Side Rail Options: | | | Knee Flex | | |
| Full..... | 750203 | 750204 | Rail Pad (pair) | 5716002 | same | Hydraulic..... | 750208 | 750209 |
| Partial | 750205 | 750206 | IV Pole Options: | | |  |  |  |
| Mattresses: | | | Fixed Height..... | 2101 | same | Leg Lift | Knee Flex | Trauma |
| 3" Standard (black)..... | 5828002 | 5831002 | Adjustable / Removable | 5984001 | same | Additional Options: | | |
| 3" Premium (blue)..... | 5850002 | 5852002 | Adjustable / Attached..... | 750501 | 750502 | Bed Exit Monitor | 750216 | same |
| 4" Standard (black)..... | 5829002 | 5832002 | Fold Down | 59175001 | same | Extra Release Pedal - Hydraulic for stretchers with TDS | 750105 | same |
| 4" Premium (blue)..... | 5851002 | 5853002 | IV Pole Caddy | 59163001 | same | Storage Bag Hook..... | 750215 | same |
| 4" Pressure Relief | 5833002 | 5834002 | Push/Pull Bar Options: | | | Paper Roll Holder | 5966001 | 5966003 |
| 5" Premium (blue)† | 5855002 | 5856002 | Push/Pull Handles (CuNi alloy)..... | 750223 | 750224 | Quick Release O ₂ Holder | 750213 | same |
| † <i>Special order only.</i> | | | Push/Pull Bar (Removable) .. | 5985001 | 5986001 | O ₂ Tank Holder (Vertical) .. | 5981001 | same |
| Restraint Straps Options: | | | Bar Pad | 5704001 | 5705001 | Head/Foot Extension | 5996001 | same |
| Velcro (pair)..... | 5903001 | same | Chart Holder | 5967001 | same | Head/Foot 3" Pad | 5708001 | same |
| Buckle (pair)..... | 5904001 | same | Monitor Tray Board | 59115001 | 59116001 | Stirrups Set..... | 5910001 | same |
| | | | <i>(includes chart holder 5967001)</i> | | | | | |



SIDE RAIL PADS



STORAGE BAG HOOK



RESTRAINT STRAPS




stretcher series
5110
 general transport stretcher

The full function 5110 Series general transport stretcher provides a versatile yet economical patient transport solution. This is a non-hydraulic adjustable stretcher.



RAIL SYSTEM



FOWLER ASSIST



ZERO TRANSFER GAP



HYDRAULIC PEDALS



COLUMN SUPPORT

Easy to wipe clean and disinfect, full length tuck-away side rails allow for easier patient transfer by creating a zero transfer gap. Rails feature a release latch centrally located on either side of the litter top under the patient surface.

Pneumatic assist fowler provides additional assistance for the safe and easy raising and lowering of the patient.

Pneumatic Assist Fowler

400 N (90#) force

Tuck-Away side rails allows the caregiver to position the 5110 Series Stretchers flush with the bed for a zero transfer gap and easier patient transfer. No expensive or cumbersome transfer devices are required.

Hydraulic Foot Pedals are located on each side of the stretcher within the patient care zone. Color-coded pedals and function graphics are quickly and easily understood.

Sturdy steel column design with five fixed litter top height positions to choose from: 28", 29", 30", 31" or 32".

PATIENT LIFTS

The 5100 Series Stretcher has 5⁷/₈"H" of clearance between floor and cowling to easily accommodate and utilize patient lifts.



TRUE DIRECTION STEERING

For improved stretcher control engage the True Direction Steering system. The steer caster located at the patient's right foot end of the stretcher will lock once the steering pedal is applied.




STANDARD FEATURES


- 500 lbs. weight capacity
- True Direction Steering (TDS)
- Side rails - full length, single release
- Center column patient support
- Non-hydraulic
- 5 fixed litter top height options: 28" to 32"
- Single pneumatic cylinder assists in placing the litter top in Trendelenburg/ Reverse Trendelenburg position.
- Pneumatic assist fowler 400 N (90#) force
- Brake & Steer activated foot pedals
- Four corner IV pole receptacles
- Four restraint strap positions
- High impact corner bumpers
- 8" easy mobility casters
- Latex-free

SPECIFICATIONS

| Model Number | 5110 ^N | 5110 ^W | |
|---------------------------|--|--|--------|
| Weight Capacity | 500 lbs. (227 kg) | 500 lbs. (227 kg) | |
| Overall Length | 83" (211 cm) | 83" (211 cm) | |
| Overall Width | 29.5" (75 cm) | 33.5" (85 cm) | |
| Fixed Height Range | | | |
| Low | 28" (71 cm) | 28" (71 cm) | |
| | 29" (73 cm) | 29" (73cm) | |
| | 30" (76 cm) | 30" (76 cm) | |
| | 31" (79 cm) | 31" (79 cm) | |
| | 32" (81 cm) | 32" (81 cm) | |
| High | 32" (81 cm) | 32" (81 cm) | |
| | Litter Positioning | | |
| | Fowler Backrest | 0°-90° | 0°-90° |
| Trendelenburg | +12° | +12° | |
| Reverse Trendelenburg | -7° | -7° | |
| Patient Surface | 77" x 27" (196 x 69 cm) | 77" x 31" (196 x 77 cm) | |
| Side Rails | 15" x 63 ⁵ / ₈ " (38 x 162 cm) | 15" x 63 ⁵ / ₈ " (38 x 162 cm) | |
| Casters | 8" (20 cm) | 8" (20 cm) | |
| Warranty | 1 year parts and labor | 1 year parts and labor | |

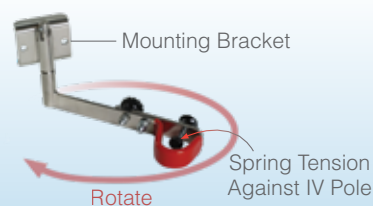
OPTIONS

| Accessory | N | W | Accessory | N | W | Accessory | N | W |
|--------------------------------------|---------|---------|---|---|--|--|---------|---------|
| X-Ray Board | | | IV Pole Options: | | | Additional Options: | | |
| Full..... | 750203 | 750204 | Fixed Height..... | 2101 | same | Bed Exit Monitor..... | 750216 | same |
| Partial..... | 750205 | 750206 | Adjustable / Removable..... | 5984001 | same | Storage Bag Hook..... | 750215 | same |
| Mattresses: | | | Adjustable / Attached..... | 750501 | 750502 | Paper Roll Holder..... | 5966001 | 5966003 |
| 3" Standard (black)..... | 5828002 | 5831002 | Fold Down..... | 59175001 | same | Quick Release O ₂ Holder..... | 750213 | same |
| 3" Premium (blue)..... | 5850002 | 5852002 | IV Pole Caddy..... | 59163001 | same | O ₂ Tank Holder (Vertical)..... | 5981001 | same |
| 4" Standard (black)..... | 5829002 | 5832002 | Push/Pull Bar Options: | | | Head/Foot Extension..... | 5996001 | same |
| 4" Premium (blue)..... | 5851002 | 5853002 | Push/Pull Handles(CuNi alloy)..... | 750223 | 750224 | Head/Foot 3" Pad..... | 5708001 | same |
| 4" Pressure Relief..... | 5833002 | 5834002 | Push/Pull Bar (Removable)..... | 5985001 | 5986001 | Stirrups Set..... | 5910001 | same |
| 5" Premium (blue) [†] | 5855002 | 5856002 | Bar Pad..... | 5704001 | 5705001 | | | |
| [†] Special order only. | | | Chart Holder..... | 5967001 | same | | | |
| Restraint Straps Options: | | | Monitor Tray Board..... | 59115001 | | | | |
| Velcro (pair)..... | 5903001 | same | 59116001 | | | | | |
| Buckle (pair)..... | 5904001 | same | (includes chart holder 5967001) | | | | | |
| Side Rail Options: | | | Knee Flex | | | | | |
| Rail Pad (pair)..... | 5716002 | same | Hydraulic..... | 750208 | 750209 | | | |
| | | |  |  |  | | | |
| | | | Leg Lift | Knee Flex | Trauma | | | |



IV CADDY

Quickly and easily secure an IV pole to a stretcher using Pedigo's IV Caddy. Allows one caregiver to manage the safe transport of the patient, stretcher and IV equipment. Stores under litter top when not in use.




FOLD DOWN IV POLE




stretcher series
P-172
 basic transport stretcher

The P-172 Series general transport stretcher provides an economical patient transport solution. This non-hydraulic stretcher series features a 1³/₈" heavy-gauge O.D. tubular frame, continuous rubber bumper, long-life, double ball bearing, 8" swivel casters for quiet movement, and convenient hand holds on each corner.



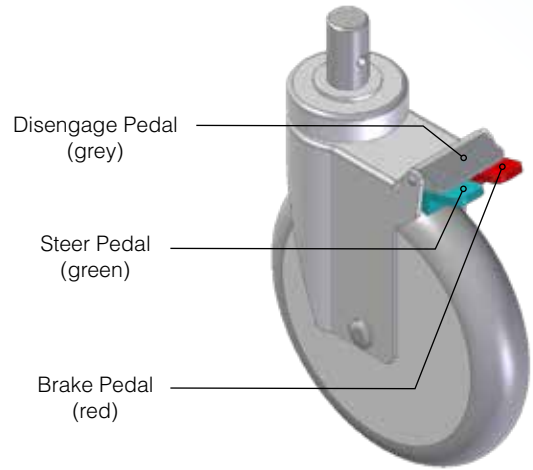
RAIL SYSTEM

Easy to wipe clean and disinfect side rails.



FOWLER HEAD REST

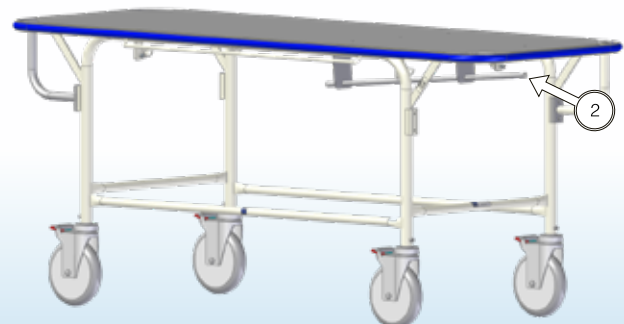
Fowler provides additional assistance for the safe and easy raising and lowering of the patient.



CASTERS



I.V. Poles Socket Locations



I.V. Pole Storage Tube Location

STANDARD FEATURES

- 350 lbs. weight capacity
- Designed as a cost efficient transport stretcher
- Four Brake & Steer Casters
- Heavy-gauge, 1³/₈" O.D. tubular frame
- Fixed litter top height
- Full perimeter bumper
- Convenient hand holds on each corner
- Long-life polyurethane, double ball bearing, 8" swivel casters for quiet movement
- Latex-free



SPECIFICATIONS

| Model Number | P-172 |
|------------------------------------|--|
| Weight Capacity | 350 lbs. (159 kg) |
| Overall Length | 78" (198 cm) |
| Overall Width | 28" (71 cm) |
| Fixed Height | 33 ¹ / ₄ " (85 cm) |
| Optional Litter Positioning | |
| Fowler Backrest | 3°, 12°, 26°, 38°, 44° |
| Patient Surface | 77" x 26" (196 x 66 cm) |
| Optional Side Rails | 12" x 43" (30 x 109 cm) |
| Casters | 8" (20 cm) |
| Warranty | 1 year parts and labor |

P-172 CONFIGURATIONS

| | Swivel Caster | Brake & Steer Caster | P-170-1 Shelf | P-170-2 Rails | P-170-3 Fowler | P-170-4 IV Pole | P-170-5 Strap | P-170-6 Bumpers | P-170-8 Mattress | P-170-9 O ₂ Tank Holder |
|---------|---------------|----------------------|---------------|---------------|----------------|-----------------|---------------|-----------------|------------------|------------------------------------|
| P-172 | | 4 | | | | | | | | |
| P-172-C | | 4 | • | • | • | • | • | | • | • |

OPTIONS

| Accessory | Accessory | Accessory |
|---|--|--|
| Storage Shelf: Shelf P-170-1 | IV Pole: Fixed Height P-170-4 | Mattress: Pad (2 ¹ / ₂ " thick black) . P-170-8 |
| Side Rail: Stainless Steel..... P-170-2 | Restraint Strap: Velcro..... P-170-5 | O₂ Holder: E Size Tank Holder P-170-9 (requires storage shelf P-170-1) |
| Fowler: Stainless Steel..... P-170-3 | Rolling Bumpers: 7 ¹ / ₂ " round rubber..... P-170-6 | Bed Exit Monitor 750216 |




MATTRESS PAD

Soft-vinyl 2¹/₂" thick black mattress pad measures 26"W x 77"L.



O₂ HOLDER

Bracket for E-size oxygen tank. Requires lower shelf.



IV POLE

Two hook pole includes holder and storage tube.



FOWLER HEAD REST

Stainless steel construction with an adjustable range from 0° - 45°.



LOWER SHELF

Stainless steel storage shelf.




RESTRAINT STRAP

Blue Velcro restraint strap.



CASTERS

8" double ball bearing casters.



BUMPERS

7¹/₂" rolling rubber bumpers



stretcher series
500
 pediatric stretcher/crib

Pedigo's 500 Pediatric Crib Stretcher, with its full function capabilities represents the standard of excellence in hospital cribs. The aesthetically pleasing design makes it perfect for any facility.



Side Rails

Side rails have two-inch bar spacing and a special epoxy finish that is warmer to the touch than chrome.



Total Accessibility

The unique rounded corners reduce the overall size of the 500, yet provide the same amount of useful area on the 26½" x 55¾" mattress.

The two-post support system provides 97% access to the patient by the medical team.



Casters

As a pediatric transport stretcher, the 500 rolls easily on 5" oversized casters. Two of the four casters lock to secure the stretcher while a third steering caster may be engaged for increased control and maneuverability.



A True One-Handed Crib

For complete containment of the child, simply raise the counter balanced side rails to enclose the crib. Because the rails are counter balanced, there will be no sudden drop when released, preventing injury to the child or provider.

Dual-action release handle is childproof and easy to operate, even with a child in one arm.



Crib Security Handle



Squeeze Handle Together



Lift Rail Upward or Downward



STANDARD FEATURES


- 200 lbs. weight capacity rating
- Two 5" locking casters and one steering caster for increased maneuverability
- Trendelenburg/Reverse Trendelenburg
- One handed rail operation
- White powder coat finish
- Unique rounded corners
- Rails with 2" spacing between bars
- Two IV pole receptacles
- Full function fowler
- Litter Top: Solid pan
- Color decals: Blue
- Latex-free

SPECIFICATIONS

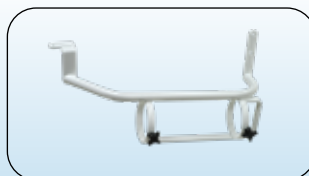
| | |
|------------------------------|---------------------------|
| Model Number | 500 stretcher/crib |
| Patient Surface | 26" x 56¼" (66 x 143 cm) |
| Overall Length | 60" (152 cm) |
| Overall Width | 30¼" (77 cm) |
| Height | |
| Fixed Litter Top | 33¼" (84 cm) |
| Top of Crib | 59½" (151 cm) |
| Litter Positioning | |
| Fowler Angles | 0°, 20°, 30° |
| Trendelenburg | 0°, 5°, 10° |
| Fowler Angles | -5° |
| Side Rails Intermediate Stop | 13¾" (35 cm) |
| Casters | 5" (13 cm) |
| Warranty | 1 year parts and labor |

OPTIONS

| Accessory | Accessory | Accessory |
|---|--|--|
| <p>Utility Shelf: Utility shelf 5103001</p> <p>Security Top Clear top with six mounting clips..... 5117001 <i>(will accommodate a mist tent)</i></p> <p>Adapters Traction & croupette adapter . 5104002 Traction adapter, pair 5119001 <i>(includes mounting kit)</i> Croupette humidifier adapter . 5108001 Infusion pump adapter 5106001</p> | <p>Mattress and Pad: Crib side rail bumper pad (pair) 5109002 Pressure Care Mattress 4"5817002 • <i>Mattress meets fire codes TB-117.</i> Mattress with fire barrier layer 3½" 5860003 • <i>Mattress meets fire codes TB-117 & TB-129.</i> • <i>For additional fire layer barrier protection, contact customer service for a complete listing of fire codes met by this mattress.</i> Mattress 3½" (standard) 5860002 • <i>Phthalate free • compliant with HR 4040.</i></p> | <p>O₂ Holder: Oxygen tank holder 5114001 Oxygen tank holder 5114001-1 <i>(for larger regulators)</i></p> <p>IV Pole: IV Pole 5116001</p> <p>Color Decals: ■ ■ ■ Red Head/Foot End Labels.... 5118001 Blue Head/Foot End Labels ... 5118002 <i>(standard)</i> Green Head/Foot End Labels. 5118003</p> |



UTILITY SHELF



O₂ HOLDERS




CRIB BUMPER PADS




stretcher series
7500^{NE}
 eye | neck | head stretcher

The new 7500^{NE} Stretcher is designed specifically for eye, neck and head surgery. Standard features include: center column support, retractable push handles, Quick-Release O₂ holder, and **IS6** (instant steer six wheel steering).



RAIL SYSTEM

Easy to wipe clean and disinfect in the ongoing battle with germs and bacteria. This 56" stainless steel side rail is infinitely adjustable and can be locked at any height without interfering with the surgical process or patient entry and exit from the stretcher.



O₂ TANK HOLDER

Pedigo's ergonomic Quick-Release O₂ Tank Holder is side mounted and conveniently located under the patient surface to reduce caregiver bending.

(US Patent 7,865,984 B2)



SIX WHEEL STEERING

The two Instant Steer wheels are centered directly under the chassis for increased control and maneuverability. Dual ball bearing wheels feature a softer wheel tread for improved grip and traction.



HYDRAULIC PEDALS

Hydraulic Foot Pedals are located on each side of the stretcher within the patient care zone. Color-coded pedals and function graphics are quickly and easily understood.

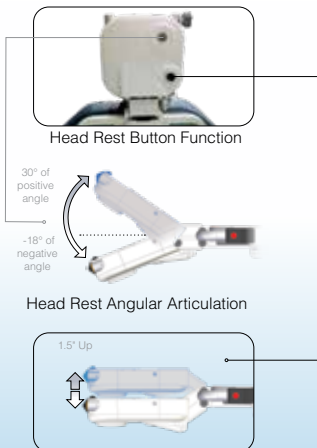


PUSH/PULL HANDLES

Easily extend or retract push handles by engaging the safety release lock and rotate each handle upward.



head rest articulation




PATIENT LIFTS

The 7500^{NE} Series Stretcher has 57⁷/₈"H of clearance between floor and cowling to easily accommodate and utilize patient lifts.

INSTANT STEER SIX WHEEL STEERING

The two **iS6TM** wheels are centered directly under the chassis for increased maneuverability and control. Dual ball bearing wheels feature a softer wheel grip and traction.



STANDARD FEATURES

- 750 lbs. weight capacity
- Stainless steel glide side rails
- Pneumatic articulating head and neck rests
- Pads - 4" Head and 6" Neck
- 4" Premium mattress (part # 750719)
- Pneumatic adjustable fowler
- Integrated push/pull handles with latch release
- Four IV pole receptacles
- Four restraint strap positions
- Quick-Release O₂ Tank Holder (US Patent 7,865,984 B2)
- Hydraulic recovery knee flex
- Hydraulic height adjustment - dual side-mounted foot pedals
- **IS6**™ Instant Steer - Six Wheel Steering
- Single column hydraulic cylinder design
- Brake foot pedals
- 8" easy mobility casters
- Latex-free

SPECIFICATIONS

| | |
|---------------------------|--------------------------|
| Model Number | 7500^{NE} |
| Weight Capacity | 750 lbs. (340 kg) |
| Overall Length | 88" (224 cm) |
| Overall Width | 34" (86 cm) |
| Height Range | |
| Low | 23" (59 cm) |
| High | 32.75" (83 cm) |
| Litter Positioning | |
| Fowler Backrest | 0°-90° |
| Trendelenburg | +12° |
| Reverse Trendelenburg | -7° |
| Head Rest Range | |
| Up | 1.5" |
| Down | 1.5" |
| Total Range | 3" |
| Head Rest Tilt | |
| Range | +30° -18° |
| Patient Surface | 82" x 27" (208 x 69 cm) |
| Side Rails | 12.5"x 56" (32 x 142 cm) |
| Casters | 8"(20 cm) |
| Warranty | 1 year parts and labor |

OPTIONS

Accessory

Electric Fowler Accessories:

| | |
|----------------------------------|--------|
| Battery Charging Station | 750711 |
| Battery for 7500-NE Fowler | 750720 |

Fowler Option:

| | |
|-----------------------------|--------------------------|
| Electric Back Support | 750705 |
| | <i>Factory Installed</i> |

Head Rest Extension.....750704

IV Pole:

| | |
|------------------------------------|----------|
| Fixed Height | 2101 |
| Height Adjustable (Tethered) | 750702 |
| Fold Down | 59175001 |

Miscellaneous:

| | |
|-----------------------------------|--------|
| Extended Trend Release Handle .. | 750708 |
| Patient Belongings Bag Hook | 750706 |
| Raised Brake Pedals | 750721 |

Accessory

| | |
|------------------------------------|----------|
| Transfer Pad | 750724 |
| Extra Hydraulic Release Pedal..... | 750106 |
| Stainless Accessories Bar | 75070006 |

Pad Kit - Supplemental750722

| | |
|----------------------------|--|
| Contoured Head Pad | |
| Head Pad, 2"H x 8.5" x 9" | |
| Head Pad, 3"H x 8.5" x 9" | |
| Head Pad, 4"H x 5" x 3.25" | |
| Neck Pad, 5"H x 5" x 3.25" | |

Pad Kit - Complete750701

| | |
|----------------------------|--|
| Contoured Head Pad | |
| Head Pad, 2"H x 8.5" x 9" | |
| Head Pad, 3"H x 8.5" x 9" | |
| Head Pad, 4"H x 8.5" x 9" | |
| Neck Pad, 4"H x 5" x 3.25" | |
| Neck Pad, 5"H x 5" x 3.25" | |
| Neck Pad, 6"H x 5" x 3.25" | |

Accessory

Push/Pull Bar:

| | |
|---|----------|
| Push/Pull Bar (<i>Removable</i>) | 5985001 |
| Bar Pad | 5704001 |
| Chart Holder | 5967001 |
| Monitor Tray Board | 59115001 |
| (includes chart holder 5967001) | |
| O ₂ Tank Holder (Vertical) | 5981001 |

Restraint Straps:

| | |
|---------------------|---------|
| Velcro (pair) | 5903001 |
| Buckle (pair) | 5904001 |

Surgeon Wrist Rest:

| | |
|-------------------------------|----------|
| Non-swiveling Wrist Rest..... | 750703 |
| Swiveling Wrist Rest | 750709 |
| 3" Height Extension | 750709-1 |



HEAD REST EXTENSION



ELECTRIC FOWLER OPTION



HEAD & NECK PADS



catalog 2024

